



Total Visits

2,269,877

% of Total: 100.00% (2,269,877)



Avg. Visit Duration

00:01:36

Avg for View: 00:01:36 (0.00%)



Pageviews

4,157,060

% of Total: 100.00% (4,157,060)



Unique Visitors

1,459,427

% of Total: 100.00% (1,459,427)



Avg. Pages / Visit

1.83

Avg for View: 1.83 (0.00%)



Avg. Time on Page

00:01:55

Avg for View: 00:01:55 (0.00%)



Bounce Rate

64.38%

Avg for View: 64.38% (0.00%)



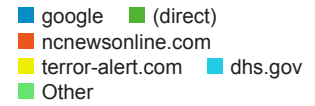
Top Pages

Page Title	Pageviews	Bounce Rate
National Terrorism Advisory System Widget	1,171,280	82.16%
Homeland Security	329,551	56.18%
Comparison Chart Homeland Security	131,464	64.12%
National Terrorism Advisory System Homeland Security	119,703	56.74%
Check Immigration Case Status Homeland Security	87,923	33.46%
How Do I? Homeland Security	69,400	1.50%
If You See Something, Say Something™ Homeland Security	58,103	78.17%
Search Job Postings Homeland Security	44,427	33.39%
Homeland Security Careers Homeland Security	42,567	24.19%
Topics Homeland Security	42,267	44.24%

Visits by Social Network

Social Network	Sessions
Facebook	17,779
Blogger	8,637
Twitter	3,372
Weebly	1,356
LinkedIn	665
TripAdvisor	460
Stack Exchange	222
reddit	149
TypePad	102
Google+	89

Visits by Source



New vs. Returned Visitors



Sessions

2,306,448

% of Total: 100.00% (2,306,448)



Users

1,481,603

% of Total: 100.00% (1,481,603)



Pageviews

4,217,246

% of Total: 100.00% (4,217,246)



Unique Pageviews

3,277,100

% of Total: 100.00% (3,277,100)



Avg. Visit Duration

00:01:36

Avg for View: 00:01:36 (0.00%)



Avg. Time on Page

00:01:55

Avg for View: 00:01:55 (0.00%)



Bounce Rate

64.44%

Avg for View: 64.44% (0.00%)



Avg. Pages Per Visitor

1.83

Avg for View: 1.83 (0.00%)



Top Pageviews

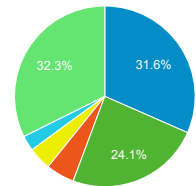
Page Title	Pageviews	Bounce Rate
National Terrorism Advisory System Widget	1,192,537	82.20%
Homeland Security	333,985	56.31%
Comparison Chart Homeland Security	131,995	64.10%
National Terrorism Advisory System Homeland Security	120,138	56.77%
Check Immigration Case Status Homeland Security	89,573	33.49%
How Do I? Homeland Security	70,361	1.51%
If You See Something, Say Something™ Homeland Security	59,614	78.34%
Search Job Postings Homeland Security	45,098	33.55%
Trusted Traveler Programs Homeland Security	43,465	19.82%
Homeland Security Careers Homeland Security	43,237	24.25%

Top Unique Site Searches

Search Term	Total Unique Searches
ups uniform alert	4,891
ups	1,464
ups uniforms alert	982
ups uniforms government warning	960
careers	817
alerts	767
UPS	756
ups uniforms	753
threat level	704
kimberly bush-carr	639

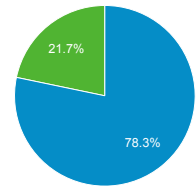
Visits by Source

■ google ■ (direct)
■ terror-alert.com ■ dhs.gov
■ bing ■ Other



New vs. Returned Visitors

■ New Visitor ■ Returning Visitor



Visits to DHS.gov

2,269,877

% of Total: 100.00% (2,269,877)



Total Internal Searches

117,329

% of Total: 100.00% (117,329)



Total External Searches (Google)

723,334

% of Total: 31.87% (2,269,877)



Top Internal Searches by Search Term

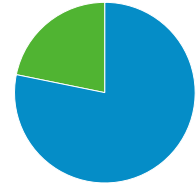
Search Term	Total Unique Searches
ups uniform alert	4,891
ups	1,464
ups uniforms alert	982
ups uniforms government warning	960
careers	812
alerts	766
UPS	756
ups uniforms	753
threat level	703
kimberly bush-carr	639

Top External Searches (Google - as reported)

Keyword	Sessions
uscis case status	1,332
homeland security jobs	772
(not set)	755
us passport	703
passport	697
passport application	527
us passport application form	426
cyber security	294
see something say something	255
us passport application	249

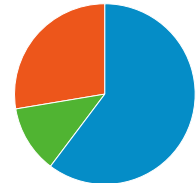
New vs. Returned Visitors

■ New Visitor ■ Returning Visitor



Avg. Visits per Visitor

■ 1 ■ 2 ■ Other



Voice of the Customers

Feedback:

- The major customer issues to improve on the DHS.gov site include making content easier to find, label pages and navigation to help customers find relevant content quickly and easily.
- Other items to improve on the DHS.gov site include simplifying links and navigation choices, making navigation more intuitive, and remediating broken links.

Complete list available upon request

* Source: surveymonkey.com

Final Recommendations:

We continue to review and work on recommendations from DHS.gov metrics reports. The DHS.gov Web Team documents and analyzes the success of improvements through metrics in addition to emerging technologies, recommendations and actions.

Recommendations:

- **Difficulty Finding Content, Feeling Lost and Mislabeled Links:** The DHS.gov Web Team continues to implement more left navigation throughout site and restructure content and hyperlinks to promote a more productive, user-friendly experience.

Actions Taken:

- **Increase Visibility:** We continue to update our Frequently Requested Pages area to our web site each month according to our web metrics analysis. We also continue to add both internal and external links to our rotational banners, blogs and multimedia to help our readers find content quickly and easily.
- **Broken Links:** We continue to work with components hosted on DHS.gov to audit content and update content and links and remove material that is no longer relevant.

DHS.gov Customer Satisfaction Survey

Time Period: 11/1/2015 – 11/30/2015

Top Landing Pages and Search Queries – November 2015

Most Visited Pages: For the month of November, the National Terrorism Advisory System, Trusted Traveler Program, Immigration and Cyber Security topped the most visited landing pages on DHS.gov.

Top 10 Visited DHS.gov Landing Pages: *

Page	Sessions	Percent New Sessions	New Users	Bounce Rate	Pages per Session
/ntas/index.shtm	755,165	37.51%	283,272	82.96%	1.35
/index.shtm	249,372	78.51%	196,267	56.22%	2.55
/comparison-chart	103,555	89.49%	92,668	65.37%	1.14
/national-terrorism-advisory-system	73,319	73.53%	53,910	56.78%	2.13
/how-do-i/check-immigration-case-status	60,527	66.81%	40,437	33.59%	1.69
/see-something-say-something	42,514	72.67%	30,893	78.18%	1.53
/ntas	29,430	21.92%	6,452	62.18%	1.83
/trusted-travel-programs	21,904	85.05%	18,630	19.18%	1.46
/topic/cybersecurity	21,442	71.41%	15,311	55.07%	2.47
/dhs-trip	20,030	85.83%	17,192	70.67%	1.66
Totals and Averages	1,377,258	68.27%	755,032	58.02%	1.78

Top Search Engine Queries: External and internal search queries continue to follow similar trends.

Top Internal Search Queries* (excludes "dhs" and repeating/similar queries)	Top External Search Queries* (excludes "dhs" and repeating/similar queries)
ups uniform alert	uscis case status
ups	homeland security jobs
ups uniforms alert	(not set)
ups uniforms government warning	us passport
careers	passport
alerts	passport application
UPS	us passport application form
ups uniforms	cyber security
threat level	see something say something
kimberly bush-carr	us passport application

*Source: Google Analytics

DHS.gov Customer Satisfaction Survey

Time Period: 11/1/2015 - 11/30/2015

Overall Customer Satisfaction Score **68.31**

How would you rate your overall experience today? **63.28**

Answer Choices	Responses	Points	Score
▪ Outstanding	438	100	43800
▪ Above Average	614	75	46050
▪ Average	692	50	34600
▪ Below Average	155	25	3875
▪ Poor	129	0	0
Total	2028		128325

Were you able to complete the purpose of your visit? **58.78**

Answer Choices	Responses	Points	Score
▪ Yes	1192	100	119200
▪ No	836	0	0
Total	2028		119200

Would you still return to this website if you could get this information or service from another source? **86.14**

Answer Choices	Responses	Points	Score
▪ Yes	1747	100	174700
▪ No	281	0	0
Total	2028		174700

Will you recommend this website to a friend or colleague? **80.13**

Answer Choices	Responses	Points	Score
▪ Yes	1625	100	162500
▪ No	403	0	0
Total	2028		162500

Please describe your experience finding your way around (navigating) DHS.gov today. **60.19**

NOTE: Excludes "Other" responses

Answer Choices	Responses	Points	Score
▪ Encountered no difficulties	1125	100	112500
▪ Had technical difficulties (e.g. error messages, broken links)	97	0	0
▪ Links did not take me where I expected	148	0	0
▪ Links / labels are difficult to understand, they are not intuitive	61	0	0
▪ Navigated to general area but couldn't find the specific content needed	318	0	0
▪ Too many links or navigational choices	58	0	0
▪ Would often feel lost, not know where I was	62	0	0
Total	1869		112500

How was your experience using our site search? **52.11**

NOTE: Excludes "Did not use search" and "Other" responses

Answer Choices	Responses	Points	Score
▪ Encountered no difficulties	495	100	49500
▪ I was not sure what words to use in my search	90	0	0
▪ Results were not helpful	169	0	0
▪ Results were not relevant to my search terms or needs	97	0	0
▪ Results were too similar / redundant	30	0	0
▪ Returned not enough or no results	51	0	0
▪ Returned too many results	18	0	0
Total	950		49500

DHS.gov Customer Satisfaction Survey

Time Period: 11/1/2015 - 11/30/2015

Demographic Information

What Information were you looking for today?

Answer Choices	Responses	Percentage
▪ Border management	69	3.40%
▪ Contact information	129	6.36%
▪ Contracting opportunities	32	1.58%
▪ Cybersecurity	152	7.50%
▪ Disaster assistance	56	2.76%
▪ Email, RSS feeds, or subscription services	64	3.16%
▪ Forms or publications	127	6.26%
▪ Human trafficking	31	1.53%
▪ Immigration and citizenship	151	7.45%
▪ Information about DHS (leadership, history, etc.)	176	8.68%
▪ Jobs / career information	320	15.78%
▪ Law enforcement	111	5.47%
▪ News	246	12.13%
▪ Photographs	6	0.30%
▪ Small business resources	22	1.08%
▪ Training	156	7.69%
▪ Travel	161	7.94%
▪ Videos	19	0.94%
Total	2028	100%

If you weren't able to complete your visit, please select the option that best describes your difficulty.

Answer Choices	Responses	Percentage
▪ Bad link	42	4.72%
▪ Content wasn't easy to understand	67	7.54%
▪ Could not find what I was looking for	518	58.27%
▪ Error on page	19	2.14%
▪ Multimedia / technical problem	18	2.02%
▪ Outdated information	31	3.49%
▪ Other	194	21.82%
Total	889	100%

Which of the following best describes you?

Answer Choices	Responses	Percentage
▪ Business representative	202	9.96%
▪ Educator	126	6.21%
▪ Federal government employee	160	7.89%
▪ First responder / law enforcement official	127	6.26%
▪ Government contractor	80	3.94%
▪ International visitor	31	1.53%
▪ Job seeker	190	9.37%
▪ Media representative	8	0.39%
▪ Non-profit staff or volunteer	65	3.21%
▪ Seeking citizenship or immigration information	54	2.66%
▪ State, tribal, territorial or local government representative	51	2.51%
▪ Student	389	19.18%
▪ Traveler (domestic or international)	135	6.66%
▪ Other	410	20.22%
Total	2028	100%