




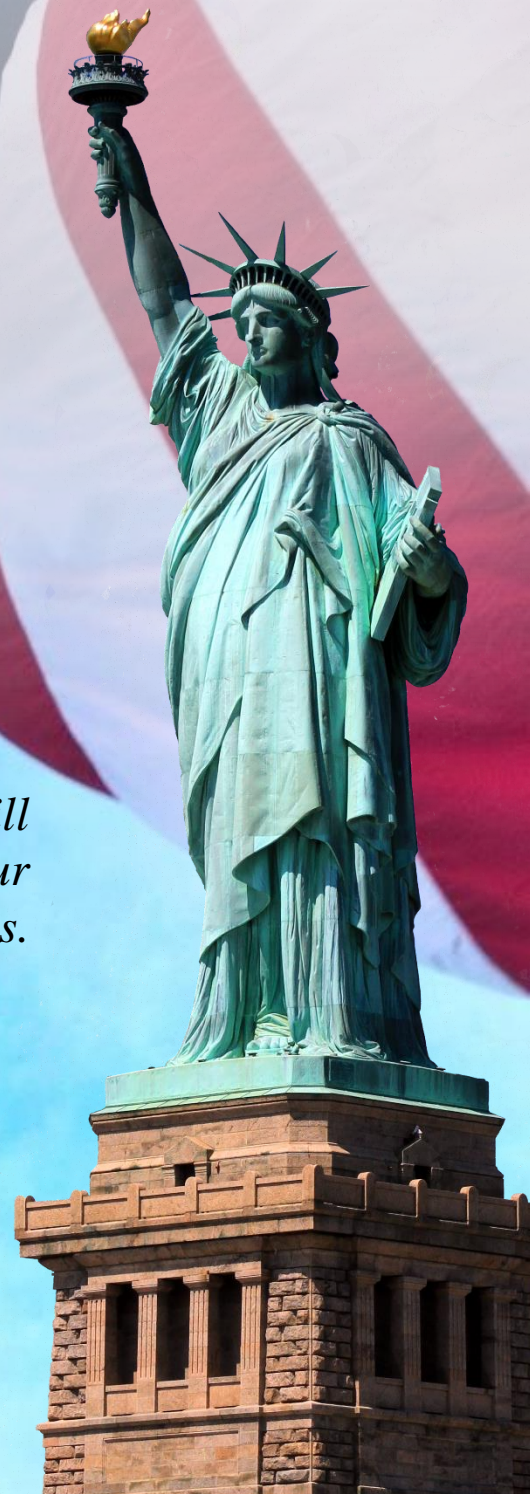
Homeland Security

Summary of Performance and Financial Information

Fiscal Year 2016

With honor and integrity, we will safeguard the American people, our homeland, and our values.

 [We are DHS](#)





What We Do

The Department of Homeland Security (DHS) has a fundamental duty—to secure the Nation from the many threats we face. This requires the dedication of more than 240,000 employees in jobs that range from aviation and border security to emergency response, from cybersecurity analyst to chemical facility inspector.

Who We Are

DHS's operational Components lead the Department's front-line activities to protect our Nation. The enabling DHS Components provide resources, analysis, equipment, research, policy development, and support to ensure the front-line organizations have the tools and resources to accomplish the DHS mission. Visit our website at <http://www.dhs.gov/organization>.

Operational Components

[U.S. Customs and Border Protection \(CBP\)](#) is one of the Department of Homeland Security's largest and most complex Components, with a priority mission of keeping terrorists and their weapons out of the U.S. It also has a responsibility for securing and facilitating trade and travel while enforcing hundreds of U.S. regulations, including immigration and drug laws.

[U.S. Citizenship and Immigration Services \(USCIS\)](#) secures America's promise as a nation of immigrants by providing accurate and useful information to our customers, granting immigration and citizenship benefits, promoting an awareness and understanding of citizenship, and ensuring the integrity of our immigration system.

[U.S. Coast Guard \(USCG\)](#) is one of the five armed forces of the United States and the only military organization within the Department of Homeland Security. The U.S. Coast Guard protects the maritime economy and the environment, defends our maritime borders, and saves those in peril.

[Federal Emergency Management Agency \(FEMA\)](#) supports our citizens and first responders to ensure that as a nation we work together to build, sustain, and improve our capability to prepare for, protect against, respond to, recover from, and mitigate all hazards.

[U.S. Immigration and Customs Enforcement \(ICE\)](#) promotes homeland security and public safety through the criminal and civil enforcement of federal laws governing border control, customs, trade, and immigration.

[U.S. Secret Service \(USSS\)](#) safeguards the Nation's financial infrastructure and payment systems to preserve

the integrity of the economy, and protects national leaders, visiting heads of state and government, designated sites, and National Special Security Events.

[Transportation Security Administration \(TSA\)](#) protects the Nation's transportation systems to ensure freedom of movement for people and commerce.

Enabling Components

[Analysis and Operations](#) includes the [Office of Intelligence and Analysis \(I&A\)](#) and the [Office of Operations Coordination \(OPS\)](#). I&A provides timely intelligence and information it needs to keep the Homeland safe, secure, and resilient. OPS is responsible for monitoring the security of the United States on a daily basis and coordinating operational activities within the Department.

[Departmental Management and Operations \(DMO\)](#) provides support to the Secretary and Deputy Secretary in the overall leadership, direction, and management to the Department and all of its Components, ensuring the delivery of effective and efficient business and management services.

[Domestic Nuclear Detection Office \(DNDO\)](#) prevents nuclear terrorism by continuously improving capabilities to deter, detect, respond to, and attribute attacks, in coordination with domestic and international partners.

[Federal Law Enforcement Training Centers \(FLETC\)](#) provide career-long training to law enforcement professionals to help them fulfill their responsibilities safely and proficiently.

[National Protection and Programs Directorate \(NPPD\)](#) advances the Department's risk-reduction mission. Reducing risk requires an integrated approach that encompasses both physical and virtual threats and their associated human elements.

[Office of Health Affairs \(OHA\)](#) provides medical, public health, and scientific expertise in support of the DHS mission to prepare for, respond to, and recover from all threats.

[Office of Inspector General \(OIG\)](#) serves as an independent and objective audit, inspection, and investigative body to promote economy, effectiveness, and efficiency in DHS programs and operations, and to prevent and detect fraud, waste, and abuse.

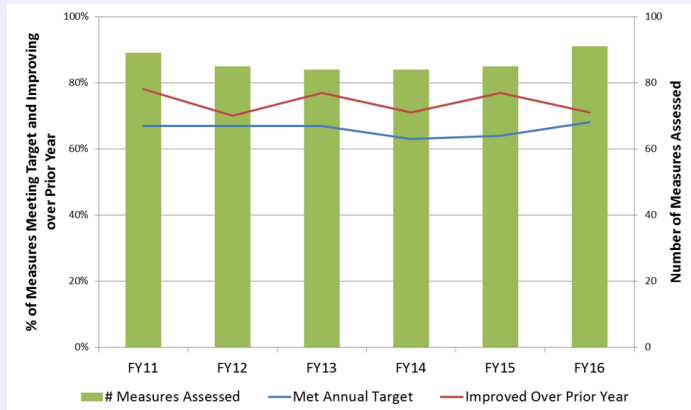
[Science and Technology Directorate \(S&T\)](#) is the primary research and development arm of the Department. It provides federal, state, and local officials with the technology and capabilities to protect the homeland.

With honor and integrity, we will safeguard the American people, our homeland, and our values.



Fiscal Year 2016 Performance Highlights

When reviewing the results at the close of FY 2016, 66 percent of the Department's strategic measures met their targets and 71 percent of measures sustained or improved performance from FY 2015.



A few key measures are provided below. For more performance information, see the FY 2016-2108 Annual Performance Report at <https://www.dhs.gov/performance-financial-reports>.

Mission 1: Prevent Terrorism and Enhance Security

Percent of international air enplanements vetted against the terrorist watch list through Secure Flight

TSA has maintained a 100 percent vetting of international travelers against the terrorist watch list for the past five years. The [Secure Flight](#) program is a risk-based passenger prescreening system that enhances security by assessing passengers' potential risk before they arrive at the airport by matching their names against trusted traveler lists and watchlists. This serves to prevent individuals on the No Fly List from boarding an aircraft and to identify individuals for enhanced screening.

Mission 2: Secure and Manage Our Borders

Percent of imports compliant with U.S. trade laws

This measure reports the percent of imports that are compliant with U.S. trade laws including customs revenue laws. Ensuring that all imports are compliant and free of major discrepancies allows for lawful trade into the United States. CBP works with our international trade partners through several [trade programs](#) to build—and improve upon—a solid and efficient trade relationship to accomplish safer, faster, and more compliant trade. In FY 2016, 99.18 percent of imports were found to be compliant with U.S. trade laws.

Mission 3: Enforce and Administer Our Immigration Laws

Average of processing cycle time (in months) for naturalization applications (N-400)

The [N-400, Application for Naturalization](#), is filed by an individual applying to become a U.S. citizen.

Naturalization applications were 26 percent higher than projected in FY 2016 resulting in a 5.8 month average cycle time. Results are consistent with prior year results when application volume is taken into account. USCIS will continue to focus on quality, employee training, workload shifting, technology enhancements, and supervisory engagement to increase the efficiency of case processing.

Mission 4: Safeguard and Secure Cyberspace

Percent of participating federal, civilian executive branch agencies for which Phase 1 and 2 continuous diagnostics and mitigation tools have been delivered to monitor their networks

The Continuous Diagnostics and Mitigation (CDM) program provides federal agencies with capabilities to identify cybersecurity risks, prioritize those risks, and enable mitigation of the most significant problems. Thus it is imperative that contracts to implement CDM on the federal network are awarded in a timely manner. As of the end of FY 2016, there were 69 agencies participating in Phase 1 (asset management) and 65 agencies participating in Phase 2 (user management) tools. The final award for the remaining Phase 2 tools was to have been completed in Q4 FY 2016, and is complete as of December 2016.

Mission 5: Strengthen National Preparedness and Resilience

Percent of states and territories with a Threat and Hazard Identification and Risk Assessment (THIRA) that meets current DHS guidance

The [THIRA](#) is a four step common risk assessment process that helps the whole community understand its risks and estimate capability requirements. In FY 2016, 86 percent of states and territories have developed a THIRA that meets all 4 steps of the current DHS guidance. FEMA provides technical assistance to help jurisdictions improve their THIRA by improving their targets developed for each core capability in the National Preparedness Goal and understanding their resource needs to meet their target.

The Department has a robust performance framework that supports our performance initiatives. More information is available in our DHS FY 2016-2018 Annual Performance Report that can be accessed at:

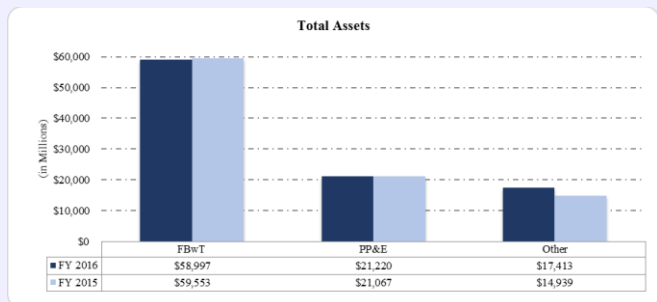
<https://www.dhs.gov/performance-financial-reports>.



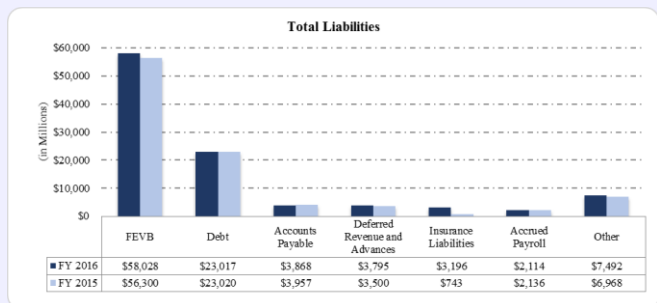
Fiscal Year 2016 Financial Highlights

The Department's budgetary resources were approximately \$88.1 billion for FY 2016. For a full accounting of our FY 2016 financial position, see our Agency Financial Report at <https://www.dhs.gov/performance-financial-reports>.

The Balance Sheet presents the resources owned or managed by the Department that have future economic benefits (assets) and the amounts owed by DHS that will require future payments (liabilities). The difference between the Department's assets and liabilities is the residual amount retained by DHS (net position) that is available for future programs and capital investments.

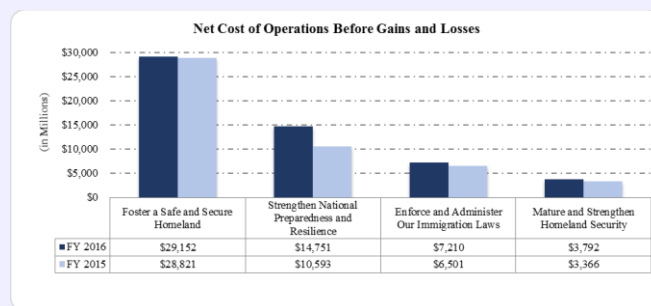


Assets represent amounts owned or managed by the Department that can be used to accomplish its mission. As of September 30, 2016, the Department had \$97.6 billion in assets, representing a \$2 billion increase from FY 2015. The increase is primarily due to accounts receivable due from British Petroleum for the Deepwater Horizon oil spill pursuant to the Consent Decree approved in April 2016. Additionally, FEMA investments for the National Flood Insurance Reserve Fund also increased, providing FEMA authority to draw upon the Treasury to make future payments related to flood claims.

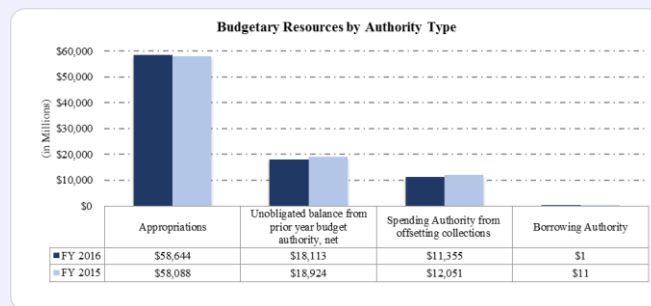


Liabilities are the amounts owed to the public or other federal agencies for goods and services provided but not yet paid for; to DHS employees for wages and future benefits; and for other liabilities. As of

September 30, 2016, the Department reported approximately \$101.5 billion in total liabilities. Total liabilities increased by approximately \$4.9 billion in FY 2016; mainly due to the disaster relief that FEMA provided in response to significant flooding that impacted the southern region of the United States. Liabilities also grew based on amounts owed to current and former DHS employees, most specifically related to participant growth and changes in actuarial assumptions for USCG post-employment medical and retirement benefits.



The Department's net cost of operations before gains and losses increased by approximately \$5.6 billion in FY 2016; primarily due to recovery efforts related to flooding from severe storms in Oklahoma, Texas, Mississippi, and Louisiana.



This statement provides information on the status of the approximately \$88.1 billion in budgetary resources available to the Department during FY 2016. The authority was derived from appropriations of \$58.6 billion, \$18.1 billion in authority carried forward from FY 2015, and \$11.4 billion in collections. Budgetary resources decreased approximately \$1 billion from FY 2015 primarily as a result of the Department's focused efforts to improve spending efficiency, resulting in the continued decrease of unobligated budgetary resources at both the beginning and end of the fiscal year.

Our commitment to accountability and transparency in DHS financial performance is evidenced as DHS earned the ***fourth consecutive unmodified*** (clean) audit opinion on our financial statements.



Looking Forward

The information below highlights just a few of the many forward looking initiatives for DHS to continue to deliver a safe and secure homeland.

TSA Covert Testing

DHS continues to heed lessons learned from the Office of Inspector General covert Testing, and even during an unprecedentedly busy travel year in FY 2016, remains dedicated to security effectiveness. Future plans focus on the professionalization of Transportation Security Officers as well as leveraging Canine teams to provide more security throughout the transportation sector. The Department will also be coordinating on next generation technology for passenger and baggage screening.

Protecting Key Leadership and Events

USSS continues to make progress on implementing recommendations from the Protective Mission Panel and House Oversight and Government Reform Committee in three key areas: personnel and training; technology, perimeter security and operations; and leadership. Through Operational Mission Support initiatives, USSS has acquired and implemented advanced protective countermeasures to improve security operations and protection at the White House Complex, the Vice President's Residence, and temporary sites. USSS will continue in the coming year to work towards achieving its staffing goals by pursuing retention initiatives to reduce its annual attrition and following aggressive hiring and training plans.

Biometrics Exit Program

Included in the Intelligence Reform and Terrorism Prevention Act of 2004, Congress directed DHS to enhance security of the U.S. border and immigration system through the development of a Biometric Air Entry and Exit System. CBP estimates that the \$1 billion in new fees will cover the initial solution investment and deployment to the top 20 airports which represent about 95% of all international departures. CBP expects to implement Biometric Air Exit solution at Airports by the end of fiscal year 2018. Planning for the sea and land Ports of Entry is underway and expected to be implemented in fiscal year 2020.

Priority Enforcement Program (PEP)

DHS's PEP enables DHS to work with state and local law enforcement to take custody of individuals who pose a danger to public safety before those individuals are released into our communities. ICE works in more than 4,300 federal, state, and local prisons and jails throughout the country. To ensure PEP's success, DHS has and continues to engage in significant outreach to external stakeholders and law enforcement partners to educate them about PEP and how PEP differs from previous programs.

Continuous Diagnostics and Mitigation (CDM)

CDM provides federal departments and agencies with capabilities and tools that identify what is on your network, who is on your network, and what is happening on your network. These tools provide a risk-based view of threats and enable cybersecurity personnel to mitigate the most significant problems first. As part of the Department's Cyber Agency Priority Goal, our plan is to have these tools delivered in a phased approach with the third phase being 97 percent complete by the end of FY 2017.

Disaster Workforce Structure

In order to be prepared for all hazards, the Department has made numerous advancements in the past decade to the disaster response workforce. The establishment of the [Surge Capacity Force](#) allows the capacity for the Department to deploy its employees in support of FEMA's existing workforce for a large-scale disaster such as Hurricane Sandy. The Department continues to innovate and learn from other agencies, such as developing a centralized reception, staging, onward movement, and integration process and collaborating with the Corporation for National and Community Service. However, FEMA is still at only 54 percent of its desired workforce structure. Moving forward, FEMA is conducting research to understand the barriers that prevent it from reaching its disaster workforce structure. Additionally, it is continuing to learn from other agencies such as Department of Defense's Time Phased Force Deployment Data.

The Department and its many partners, internationally, across the federal, state, and local governments, tribal and territorial partners, public and private sectors, and communities across the country have strengthened the homeland security enterprise to better mitigate and defend against dynamic threats.



We are DHS.

Every single day, the dedicated men and women of the Department of Homeland Security safeguard the American people, our homeland, and our values. By air, by land, by sea, or in cyberspace, more than 230,000 employees of DHS work every day to keep our nation safe.

Today, DHS will...

U.S. Immigration and Customs Enforcement

REMOVE **645** CRIMINALS

OBTAIN **5** CONVICTIONS FOR HUMAN SMUGGLING

SEIZE **\$1.4M** IN ILLICIT CURRENCY AND ASSETS

U.S. Citizenship and Immigration Services

NATURALIZE **2,000** NEW U.S. CITIZENS
GRANT **1,723** PEOPLE PERMANENT RESIDENCE, ASYLUM, AND REFUGEE STATUS

Federal Law Enforcement Training Centers

TRAIN **2,800** FEDERAL, STATE, LOCAL, TRIBAL, AND INTERNATIONAL LAW ENFORCEMENT PERSONNEL

Federal Protective Service

PROTECT **1.4 MILLION** FEDERAL EMPLOYEES AND VISITORS IN **9,000** FACILITIES ACROSS THE COUNTRY

Transportation Security Administration

SCREEN **2 MILLION** PASSENGERS AND **1 MILLION** PIECES OF LUGGAGE

ENROLL **4,500** IN TSA Pre✓

SEIZE **7** FIREARMS

U.S. Coast Guard

SAVE **10 LIVES** IN MORE THAN **45** SEARCH AND RESCUE OPERATIONS

SEIZE AND REMOVE **874 LBS** OF COCAINE AND **214 LBS** OF MARIJUANA WITH A WHOLESALE VALUE OF **\$11.8 MILLION**

Cyber

BLOCK **1,900** POSSIBLE INTRUSIONS

ISSUE **50** CYBERSECURITY WARNINGS

Law Enforcement Support

SUPPORT STATE AND LOCAL LAW ENFORCEMENT EFFORTS AT **28** SPECIAL EVENTS

U.S. Customs and Border Protection

PROCESS **282,000** PRIVATELY OWNED VEHICLES & **72,000** TRUCK, RAIL, AND SEA CONTAINERS

SEIZE **9,400 LBS** OF ILLICIT DRUGS & **\$356,000** CURRENCY

U.S. Secret Service

PROVIDE SECRET SERVICE PROTECTION FOR AN AVERAGE OF **30** PROTECTEES AND FOREIGN DIGNITARIES

PREVENT CIRCULATION OF **\$160,000** IN COUNTERFEIT CURRENCY

PREVENT **\$5.4 MILLION** IN POTENTIAL LOSSES THROUGH FINANCIAL CRIMES AND CYBER INVESTIGATIONS

Federal Emergency Management Agency

PROVIDE **\$17.6 MILLION** IN FEDERAL ASSISTANCE TO STATE, LOCAL, AND TRIBAL GOVERNMENTS

SUPPORT LOCAL COMMUNITIES WITH **\$4.4 MILLION** IN HOMELAND SECURITY ASSISTANCE

www.dhs.gov

As of September 14, 2016 (unaudited)



Homeland Security

We are DHS