



# Disaster Relief Fund: Monthly Report

As Of November 30, 2015

*December 7, 2015*

Fiscal Year 2016 Report to Congress



Homeland  
Security

# Foreword from the Administrator

December 5, 2015

I am pleased to present the following, “Disaster Relief Fund: Monthly Report,” which has been prepared by the Federal Emergency Management Agency.

In response to language set forth in the *Department of Homeland Security Appropriations Act, 2015* (P.L. 114-4), the report provides details on funding activities for the Disaster Relief Fund as of November 30, 2015.

Pursuant to congressional requirements, this report is being provided to the following Members of Congress:



The Honorable John R. Carter  
Chairman, House Appropriations Subcommittee on Homeland Security

The Honorable Lucille Roybal-Allard  
Ranking Member, House Appropriations Subcommittee on Homeland Security

The Honorable John Hoeven  
Chairman, Senate Appropriations Subcommittee on Homeland Security

The Honorable Jeanne Shaheen  
Ranking Member, Senate Appropriations Subcommittee on Homeland Security

Inquiries relating to this report may be directed to me at (202) 646-3900 or to the Department’s Deputy Under Secretary for Management and Chief Financial Officer, Chip Fulghum, at (202) 447-5751.

Sincerely,

A handwritten signature in blue ink, appearing to read "W. Craig Fugate". The signature is stylized and cursive.

W. Craig Fugate  
Administrator  
Federal Emergency Management Agency



# Disaster Relief Fund: Monthly Report Through November 30, 2015

## Table of Contents

I.	Legislative Language.....	2
II.	Background.....	3
	Appendix A: Appropriations Summary.....	4
	Appendix B: DRF Funding Activity.....	5
	Appendix C: Hurricane Sandy FY 2016 Estimates.....	10
	Appendix D: Allocations, Obligations, & Expenditures.....	11
	Appendix E: Estimate of Fund Exhaustion Date.....	15
	Appendix F: DRF Cost Estimation Bridge Table.....	16

# I. Legislative Language

This document has been compiled pursuant to language set forth in the *Department of Homeland Security Appropriations Act, 2015* (P.L. 114-4). The language in P.L. 114-4 states:

*Provided*, That the Administrator of the Federal Emergency Management Agency shall submit to the Committees on Appropriations of the Senate and the House of Representatives the following reports, including a specific description of the methodology and the source data used in developing such reports...

(2) an estimate or actual amounts, if available, of the following for the current fiscal year shall be submitted not later than the fifth day of each month, and shall be published by the Administrator on the Agency's Web site not later than the fifth day of each month:

(A) a summary of the amount of appropriations made available by source, the transfers executed, the previously allocated funds recovered, and the commitments, allocations, and obligations made;

(B) a table of disaster relief activity delineated by month, including—

(i) the beginning and ending balances;

(ii) the total obligations to include amounts obligated for fire assistance, emergencies, surge, and disaster support activities;

(iii) the obligations for catastrophic events delineated by event and by State; and

(iv) the amount of previously obligated funds that are recovered;

(C) a summary of allocations, obligations, and expenditures for catastrophic events delineated by event;

(D) in addition, for a disaster declaration related to Hurricane Sandy, the cost of the following categories of spending: public assistance, individual assistance, mitigation, administrative, operations, and any other relevant category (including emergency measures and disaster resources); and

(E) the date on which funds appropriated will be exhausted...

This report covers activities as of November 30, 2015.

## II. Background

P. L. 114-4 requires that the FEMA Administrator provide a report by the fifth day of each month on the Disaster Relief Fund (DRF) that includes a funding summary, a table delineating the DRF funding activities each month by state and event, a summary of the funding for the catastrophic events, and an estimate of the date on which the funds will be exhausted.

Consequently, the following report elements are included:

1. Appendix A is an appropriations summary that includes a synopsis of the amount of appropriations made available by source, the transfers executed, the previously allocated funds recovered, and the commitments, allocations, and obligations.
2. Appendix B presents details on the DRF funding activities delineated by month.
3. Appendix C presents Hurricane Sandy FY 2016 estimates by spending categories.
4. Appendix D presents funding summaries for the current active catastrophic events including the allocations, obligations, and expenditures.
5. Appendix E presents the estimate of the fund exhaustion date, or projected end of fiscal year balance.
6. Appendix F presents a bridge table that provides explanation for the monthly and baseline change for all activities to include details for catastrophic events.

## APPENDIX A: DRF Appropriations Summary

**Department of Homeland Security - Federal Emergency Management Agency**  
**Disaster Relief Fund Congressional Monthly Report**  
**FY 2016 Activity**  
**As of 11/30/2015**  
**(Dollars in Millions)**

	<u>Major</u> <u>Declarations</u>	<u>Base</u>	<u>Total</u>	<u>Change Since</u> <u>Last Report</u>
<b>FY 2016 Appropriation/CR <sup>(1)</sup></b>	\$ 6,438	\$ 595	\$ 7,033	\$ -
Prior Years Deobligations (Recoveries)	54	71	125	64
Prior Years Carryover	3,096	2,184	5,280	-
<b>FY 2016 Authority Available</b>	<u>9,588</u>	<u>2,850</u>	<u>12,438</u>	<u>64</u>
Less: Total Obligations	<u>2,592</u>	<u>30</u>	<u>2,622</u>	<u>1,964</u>
<b>Unobligated Balance</b>	<u>6,996</u>	<u>2,820</u>	<u>9,816</u>	<u>(1,900)</u>
Less: Unobligated Commitments	<u>9</u>	<u>27</u>	<u>36</u>	<u>10</u>
<b>Unobligated/Uncommitted Balance</b>	<u>6,987</u>	<u>2,793</u>	<u>9,780</u>	<u>(1,910)</u>
Less: Allocations not Obligated/Committed	11	21	32	(2)
Reserve <sup>(2)</sup>	1,000	225	1,225	-
<b>Sub-total Allocations not Obligated/Committed</b>	<u>1,011</u>	<u>246</u>	<u>1,257</u>	<u>(2)</u>
<b>Authority Available - Unallocated</b>	<u>\$ 5,976</u>	<u>\$ 2,547</u>	<u>\$ 8,523</u>	<u>\$ (1,908)</u>

**NOTES:**

(1) Pursuant to Sec. 105 of P.L. 114-53, OMB apportioned funding at a rate of operations equal to 19.67%, which has been made available for use thru December 11, 2015 (\$1,305M).

(2) \$1,225M provision for the reserve (\$1B for majors and \$225M for base). FEMA will continue to evaluate the reserve to support no-notice events and may make future adjustments.

Source of financial information is the Integrated Financial Management Information System (IFMIS)

APPENDIX B: DRF Funding Activity (Details)

Disaster Relief Fund Monthly Obligations FY 2016  
 DRF Monthly Spend Plan (FY 2016)  
 (\$ in millions)  
 As of 11/30/2015

	Oct-15	Nov-15	Dec-15	Jan-16	Feb-16	Mar-16	Apr-16	May-16	Jun-16	Jul-16	Aug-16	Sep-16	Total
Beginning of Month DRF Balance	\$ 5,280	\$ 11,716	\$ 9,816	\$ 8,665	\$ 7,881	\$ 7,014	\$ 6,470	\$ 5,936	\$ 5,558	\$ 5,344	\$ 4,955	\$ 4,677	
FY 2016 Appropriation/CR <sup>(1)</sup>	7,033												
<b>Total Available Beginning of Month</b>	12,313	11,716	9,816	8,665	7,881	7,014	6,470	5,936	5,558	5,344	4,955	4,677	
<b>Major Declarations Base</b>	9,534	8,903	6,996	5,891	5,115	4,269	3,747	3,256	2,918	2,721	2,407	2,164	
	2,779	2,813	2,820	2,774	2,766	2,745	2,723	2,680	2,640	2,623	2,548	2,513	
<b>DRF Base Activities<sup>(2)</sup></b>													
<b>Emergencies</b>													
Monthly Actual/Estimated Obligations	-	(1)	(17)	(17)	(17)	(15)	(28)	(28)	(19)	(19)	(28)	(29)	(218)
<b>Fire Management</b>													
Monthly Actual/Estimated Obligations	(2)	(1)	(12)	(7)	(12)	(4)	(2)	(9)	(3)	(32)	(16)	(30)	(130)
<b>Surge</b>													
Monthly Actual/Estimated Obligations	(3)	(1)	(4)	(4)	(4)	(4)	(10)	(10)	(4)	(4)	(9)	(13)	(70)
<b>Disaster Support &amp; Other Activities</b>													
DRS Monthly Actual/Estimated Obligations	(1)	(19)	(25)	(18)	(25)	(31)	(34)	(33)	(29)	(54)	(22)	(51)	(342)
Other Monthly Actual/Estimated Obligations	-	(2)	(29)	(3)	(4)	(9)	(10)	(1)	(3)	(7)	(1)	(3)	(72)
Monthly Actual/Estimated Obligations	(1)	(21)	(54)	(21)	(29)	(40)	(44)	(34)	(32)	(61)	(23)	(54)	(414)
<b>Actual/Estimated Base Obligations</b>	(6)	(24)	(87)	(49)	(62)	(63)	(84)	(81)	(58)	(116)	(76)	(126)	(832)
<b>DRF DR Activities</b>													
<b>Average Monthly Major DR Activity (Non-Cat.)</b>													
Monthly Actual/Estimated Obligations	(242)	(261)	(306)	(219)	(200)	(238)	(224)	(179)	(118)	(114)	(185)	(273)	(2,559)
<b>Gustav</b>													
<b>Initial FY16 Spend Plan</b>	(3)	(3)	(1)	(2)	(4)	(2)	(2)	(5)	(1)	(2)	(1)	(1)	(27)
Monthly Actual/Estimated Obligations	(2)	(3)	(2)	(1)	(1)	(2)	(1)	(4)	(2)	(4)	(1)	(4)	(27)
<b>Ike</b>													
<b>Initial FY16 Spend Plan</b>	(22)	(14)	(6)	(17)	(27)	(2)	(3)	(1)	(1)	(5)	(1)	(7)	(106)
Monthly Actual/Estimated Obligations	(14)	(11)	(6)	(32)	(31)	(2)	(6)	(1)	(2)	(6)	-	(9)	(120)
<b>Katrina Rita Wilma</b>													
<b>Initial FY16 Spend Plan</b>	(58)	(69)	(54)	(66)	(67)	(45)	(35)	(45)	(25)	(42)	(34)	(113)	(653)
Monthly Actual/Estimated Obligations	(58)	(53)	(20)	(76)	(89)	(63)	(33)	(48)	(30)	(42)	(37)	(116)	(665)
<b>Midwest Floods</b>													
<b>Initial FY16 Spend Plan</b>	(1)	(4)	(4)	(4)	(7)	(3)	(1)	(1)	-	-	-	-	(25)
Monthly Actual/Estimated Obligations	-	-	(3)	(11)	(7)	(3)	(2)	(1)	-	-	-	-	(27)
<b>TN Floods</b>													
<b>Initial FY16 Spend Plan</b>	-	-	(1)	(2)	(1)	(2)	(1)	(3)	-	-	-	-	(10)
Monthly Actual/Estimated Obligations	-	-	-	-	(1)	-	(1)	(1)	(3)	(3)	(1)	-	(10)
<b>2011 Spring Tornadoes</b>													
<b>Initial FY16 Spend Plan</b>	(3)	(1)	(1)	-	(1)	-	(1)	(2)	(1)	(2)	(1)	-	(13)
Monthly Actual/Estimated Obligations	(1)	(1)	(1)	(1)	(2)	-	(2)	(2)	(1)	(2)	(1)	-	(14)

APPENDIX B: DRF Funding Activity (Details)

Disaster Relief Fund Monthly Obligations FY 2016  
 DRF Monthly Spend Plan (FY 2016)  
 (\$ in millions)  
 As of 11/30/2015

	Oct-15	Nov-15	Dec-15	Jan-16	Feb-16	Mar-16	Apr-16	May-16	Jun-16	Jul-16	Aug-16	Sep-16	Total
<b>2011 Spring Floods</b>													
Initial FY16 Spend Plan	(1)	(3)	(2)	-	(1)	(2)	-	(4)	(1)	(1)	-	(5)	(20)
Monthly Actual/Estimated Obligations	(4)	(4)	(2)	-	(1)	(2)	-	(4)	(1)	(1)	-	(5)	(24)
<b>Irene</b>													
Initial FY16 Spend Plan	(4)	(10)	(10)	(5)	(3)	(14)	(3)	(13)	(5)	(3)	(2)	(1)	(73)
Monthly Actual/Estimated Obligations	(4)	(4)	(8)	(6)	(5)	(16)	(8)	(14)	(8)	(3)	(2)	(3)	(81)
<b>Lee</b>													
Initial FY16 Spend Plan	(3)	(4)	(5)	(12)	(1)	(1)	(11)	(1)	-	(5)	-	(1)	(44)
Monthly Actual/Estimated Obligations	-	(1)	(4)	(13)	(1)	(1)	(14)	(2)	(1)	(5)	(1)	(1)	(44)
<b>Isaac</b>													
Initial FY16 Spend Plan	(7)	(3)	(3)	(4)	(2)	(3)	(4)	(8)	(4)	(1)	(3)	-	(42)
Monthly Actual/Estimated Obligations	-	(8)	(1)	(4)	(4)	(4)	(3)	(8)	(4)	(1)	(4)	-	(41)
<b>Sandy</b>													
Initial FY16 Spend Plan	(409)	(1,304)	(1,445)	(269)	(127)	(272)	(175)	(88)	(36)	(141)	(32)	(60)	(4,358)
Monthly Actual/Estimated Obligations	(317)	(1,593)	(771)	(427)	(516)	(207)	(209)	(94)	(46)	(147)	(32)	(62)	(4,421)
<b>2013 Colorado Flood</b>													
Initial FY16 Spend Plan	(10)	(1)	(6)	(4)	(8)	(5)	(9)	(2)	(3)	(8)	(1)	(1)	(58)
Monthly Actual/Estimated Obligations	(10)	(1)	(2)	(7)	(9)	(5)	(9)	(2)	(3)	(8)	(1)	(1)	(58)
<b>Total Catastrophic Actual/Estimated Obligations</b>	<b>(410)</b>	<b>(1,679)</b>	<b>(820)</b>	<b>(578)</b>	<b>(667)</b>	<b>(305)</b>	<b>(288)</b>	<b>(181)</b>	<b>(101)</b>	<b>(222)</b>	<b>(80)</b>	<b>(201)</b>	<b>(5,532)</b>
<b>Total DR Actual/Estimated Obligations</b>	<b>(652)</b>	<b>(1,940)</b>	<b>(1,126)</b>	<b>(797)</b>	<b>(867)</b>	<b>(543)</b>	<b>(512)</b>	<b>(360)</b>	<b>(219)</b>	<b>(336)</b>	<b>(265)</b>	<b>(474)</b>	<b>(8,091)</b>
<b>FY16 Recoveries</b>													
Monthly Recoveries	61	64	62	62	62	62	62	63	63	63	63	63	750
Major declarations	21	33											
Base	40	31											
<b>Reserve for No-Notice Event <sup>(3)</sup></b>													<b>(1,225)</b>
<b>DRF Available at End of Month (Including Recoveries) <sup>(4)</sup></b>	<b>\$ 11,716</b>	<b>\$ 9,816</b>	<b>\$ 8,665</b>	<b>\$ 7,881</b>	<b>\$ 7,014</b>	<b>\$ 6,470</b>	<b>\$ 5,936</b>	<b>\$ 5,558</b>	<b>\$ 5,344</b>	<b>\$ 4,955</b>	<b>\$ 4,677</b>	<b>\$ 2,915</b>	

Actual  
 Estimate

NOTES:

- (1) Pursuant to Sec. 105 of P.L. 114-53, OMB apportioned funding at a rate of operations equal to 19.67%, which has been made available for use thru December 11, 2015 (\$1,305M).
- (2) Month-to-month projections for Base and Non-Cat activities (excluding DRS) are based on historical averages.
- (3) Ending balance reduced by \$1.225B provision for reserve. FEMA will continue to evaluate the reserve to support no-notice events and may make future adjustments.
- (4) Current estimates do not include potential obligations related to the following which could significantly reduce the DRF ending balance.
  - Potential obligations related to Katrina projects that are pending resolution. Estimated costs could exceed \$1B.
  - Unfunded FTA projects related to Sandy that may be Stafford Act eligible. We are currently assessing the potential impact, if any, which if applicable, could be significant.
  - Pending arbitrations related to Katrina in Louisiana.



APPENDIX B: DRF Funding Activity (By Catastrophic Disaster)

Disaster Relief Fund Monthly Detailed Obligations FY 2016

(\$ in millions)

Event/DR	Cumulative Obligations Thru FY15 <sup>(1)</sup>	October	November	December	January	February	March	April	May	June	July	August	September	FY16 Total
		Actual	Actual	Estimated	Estimated	Estimated	Estimated	Estimated	Estimated	Estimated	Estimated	Estimated	Estimated	
<b>Gustav</b>														
1786-LA	(1,609)	(2)	(3)	(2)	(1)	(1)	(2)	(1)	(4)	(2)	(4)	(1)	(4)	\$ (27)
1789-AL	(10)	-	-	-	-	-	-	-	-	-	-	-	-	-
1793-AR	(6)	-	-	-	-	-	-	-	-	-	-	-	-	-
1794-MS	(42)	-	-	-	-	-	-	-	-	-	-	-	-	-
1806-FL	(7)	-	-	-	-	-	-	-	-	-	-	-	-	-
Emergencies	(66)	-	-	-	-	-	-	-	-	-	-	-	-	-
	<b>(1,740)</b>	<b>(2)</b>	<b>(3)</b>	<b>(2)</b>	<b>(1)</b>	<b>(1)</b>	<b>(2)</b>	<b>(1)</b>	<b>(4)</b>	<b>(2)</b>	<b>(4)</b>	<b>(1)</b>	<b>(4)</b>	<b>(27)</b>
<b>Ike</b>														
1791-TX	(4,336)	(14)	(10)	(6)	(24)	(25)	(1)	(3)	-	(1)	(5)	-	(7)	(96)
1792-LA	(342)	-	(1)	-	(8)	(6)	(1)	(3)	(1)	(1)	(1)	-	(2)	(24)
1797-AL	(8)	-	-	-	-	-	-	-	-	-	-	-	-	-
1802-KY	(24)	-	-	-	-	-	-	-	-	-	-	-	-	-
1804-AR	(3)	-	-	-	-	-	-	-	-	-	-	-	-	-
1805-OH	(56)	-	-	-	-	-	-	-	-	-	-	-	-	-
Emergencies	(44)	-	-	-	-	-	-	-	-	-	-	-	-	-
	<b>(4,813)</b>	<b>(14)</b>	<b>(11)</b>	<b>(6)</b>	<b>(32)</b>	<b>(31)</b>	<b>(2)</b>	<b>(6)</b>	<b>(1)</b>	<b>(2)</b>	<b>(6)</b>	<b>-</b>	<b>(9)</b>	<b>(120)</b>
<b>Katrina Rita Wilma</b>														
1602-FL	(235)	(1)	-	-	-	-	-	-	-	-	-	-	-	(1)
1603-LA	(30,681)	(45)	(42)	(18)	(66)	(80)	(40)	(29)	(44)	(20)	(35)	(33)	(110)	(562)
1604-MS	(10,081)	(9)	(2)	(1)	(3)	(5)	(18)	(1)	(1)	(7)	(2)	-	(2)	(51)
1605-AL	(1,034)	-	-	-	-	-	-	-	-	-	-	-	-	-
1606-TX	(1,878)	-	-	-	-	-	-	-	-	-	-	-	-	-
1607-LA	(1,900)	(2)	-	-	(7)	(3)	(2)	(3)	(3)	(1)	(1)	-	-	(22)
1609-FL	(2,561)	(1)	(9)	(1)	-	(1)	(3)	-	-	(2)	(4)	(4)	(4)	(29)
Emergencies	(798)	-	-	-	-	-	-	-	-	-	-	-	-	-
	<b>(49,168)</b>	<b>(58)</b>	<b>(53)</b>	<b>(20)</b>	<b>(76)</b>	<b>(89)</b>	<b>(63)</b>	<b>(33)</b>	<b>(48)</b>	<b>(30)</b>	<b>(42)</b>	<b>(37)</b>	<b>(116)</b>	<b>(665)</b>
<b>Midwest Floods</b>														
1760-MO	(3)	-	-	-	-	-	-	-	-	-	-	-	-	-
1763-IA	(1,912)	-	-	(3)	(11)	(7)	(3)	(2)	(1)	-	-	-	-	(27)
1765-NE	(2)	-	-	-	-	-	-	-	-	-	-	-	-	-
1766-IN	(224)	-	-	-	-	-	-	-	-	-	-	-	-	-
1768-WI	(156)	-	-	-	-	-	-	-	-	-	-	-	-	-
1770-NE	(48)	-	-	-	-	-	-	-	-	-	-	-	-	-
1771-IL	(97)	-	-	-	-	-	-	-	-	-	-	-	-	-
1772-MN	(9)	-	-	-	-	-	-	-	-	-	-	-	-	-
1773-MO	(55)	-	-	-	-	-	-	-	-	-	-	-	-	-
1774-SD	(8)	-	-	-	-	-	-	-	-	-	-	-	-	-
1775-OK	(11)	-	-	-	-	-	-	-	-	-	-	-	-	-
1776-KS	(64)	-	-	-	-	-	-	-	-	-	-	-	-	-
1777-MI	(18)	-	-	-	-	-	-	-	-	-	-	-	-	-
	<b>(2,607)</b>	<b>-</b>	<b>-</b>	<b>(3)</b>	<b>(11)</b>	<b>(7)</b>	<b>(3)</b>	<b>(2)</b>	<b>(1)</b>	<b>-</b>	<b>-</b>	<b>-</b>	<b>-</b>	<b>(27)</b>

APPENDIX B: DRF Funding Activity (By Catastrophic Disaster)

Disaster Relief Fund Monthly Detailed Obligations FY 2016

(\$ in millions)

Event/DR	Cumulative Obligations Thru FY15 <sup>(1)</sup>	October	November	December	January	February	March	April	May	June	July	August	September	FY16 Total
		Actual	Actual	Estimated	Estimated	Estimated	Estimated	Estimated	Estimated	Estimated	Estimated	Estimated		
<b>TN Floods</b>														
1909-TN	(535)	-	-	-	-	(1)	-	(1)	(1)	(3)	(3)	(1)	-	(10)
	<b>(535)</b>	<b>-</b>	<b>-</b>	<b>-</b>	<b>-</b>	<b>(1)</b>	<b>-</b>	<b>(1)</b>	<b>(1)</b>	<b>(3)</b>	<b>(3)</b>	<b>(1)</b>	<b>-</b>	<b>(10)</b>
<b>2011 Spring Tornadoes</b>														
1971-AL	(709)	-	(1)	(1)	-	(1)	-	(1)	-	-	-	-	-	(4)
1972-MS	(68)	(1)	-	-	-	-	-	-	-	-	-	-	-	(1)
1973-GA	(45)	-	-	-	(1)	-	-	-	-	-	-	-	-	(1)
1974-TN	(92)	-	-	-	-	-	-	-	-	-	(1)	-	-	(1)
1975-AR	(104)	-	-	-	-	-	-	-	-	-	-	-	-	-
1976-KY	(60)	-	-	-	-	-	-	(1)	(1)	-	-	-	-	(2)
1980-MO	(533)	-	-	-	-	(1)	-	-	(1)	(1)	(1)	(1)	-	(5)
Emergencies	(1)	-	-	-	-	-	-	-	-	-	-	-	-	-
	<b>(1,612)</b>	<b>(1)</b>	<b>(1)</b>	<b>(1)</b>	<b>(1)</b>	<b>(2)</b>	<b>-</b>	<b>(2)</b>	<b>(2)</b>	<b>(1)</b>	<b>(2)</b>	<b>(1)</b>	<b>-</b>	<b>(14)</b>
<b>2011 Spring Floods</b>														
1981-ND	(627)	(4)	(4)	(2)	-	(1)	(2)	-	(4)	(1)	(1)	-	(5)	(24)
1982-MN	(28)	-	-	-	-	-	-	-	-	-	-	-	-	-
1983-MS	(36)	-	-	-	-	-	-	-	-	-	-	-	-	-
1984-SD	(81)	-	-	-	-	-	-	-	-	-	-	-	-	-
Emergencies	(39)	-	-	-	-	-	-	-	-	-	-	-	-	-
	<b>(811)</b>	<b>(4)</b>	<b>(4)</b>	<b>(2)</b>	<b>-</b>	<b>(1)</b>	<b>(2)</b>	<b>-</b>	<b>(4)</b>	<b>(1)</b>	<b>(1)</b>	<b>-</b>	<b>(5)</b>	<b>(24)</b>
<b>Irene</b>														
4017-PR	(136)	-	-	(1)	-	(1)	-	(2)	-	-	-	-	-	(4)
4019-NC	(196)	-	-	-	(1)	-	-	-	-	(1)	-	(1)	-	(3)
4020-NY	(880)	(2)	(3)	(5)	(1)	(2)	(12)	(4)	(13)	(6)	(1)	(1)	(1)	(51)
4021-NJ	(405)	-	(1)	(1)	(1)	-	(3)	-	(1)	(1)	(1)	-	(1)	(10)
4022-VT	(323)	(1)	-	(1)	(2)	(2)	(1)	(1)	-	-	-	-	-	(8)
4023-CT	(78)	-	-	-	-	-	-	-	-	-	-	-	-	-
4024-VA	(71)	-	-	-	-	-	-	-	-	-	(1)	-	(1)	(2)
4025-PA	(101)	-	-	-	-	-	-	(1)	-	-	-	-	-	(1)
4026-NH	(27)	-	-	-	-	-	-	-	-	-	-	-	-	-
4027-RI	(12)	-	-	-	-	-	-	-	-	-	-	-	-	-
4028-MA	(49)	(1)	-	-	(1)	-	-	-	-	-	-	-	-	(2)
4032-ME	(3)	-	-	-	-	-	-	-	-	-	-	-	-	-
4034-MD	(25)	-	-	-	-	-	-	-	-	-	-	-	-	-
4036-DC	(3)	-	-	-	-	-	-	-	-	-	-	-	-	-
4037-DE	(3)	-	-	-	-	-	-	-	-	-	-	-	-	-
Emergencies	(60)	-	-	-	-	-	-	-	-	-	-	-	-	-
	<b>(2,372)</b>	<b>(4)</b>	<b>(4)</b>	<b>(8)</b>	<b>(6)</b>	<b>(5)</b>	<b>(16)</b>	<b>(8)</b>	<b>(14)</b>	<b>(8)</b>	<b>(3)</b>	<b>(2)</b>	<b>(3)</b>	<b>(81)</b>

APPENDIX B: DRF Funding Activity (By Catastrophic Disaster)

Disaster Relief Fund Monthly Detailed Obligations FY 2016

(\$ in millions)

Event/DR	Cumulative Obligations Thru FY15 <sup>(1)</sup>	October	November	December	January	February	March	April	May	June	July	August	September	FY16 Total
		Actual	Actual	Estimated	Estimated	Estimated	Estimated	Estimated	Estimated	Estimated	Estimated	Estimated		
<b>Lee</b>														
4030-PA	(375)	-	-	-	-	-	-	-	-	-	-	(1)	(1)	(2)
4031-NY	(407)	-	(1)	(3)	(13)	(1)	(1)	(14)	(2)	(1)	(5)	-	-	(41)
4038-MD	(13)	-	-	-	-	-	-	-	-	-	-	-	-	-
4039-NJ	(6)	-	-	-	-	-	-	-	-	-	-	-	-	-
4041-LA	(7)	-	-	(1)	-	-	-	-	-	-	-	-	-	(1)
4045-VA	(8)	-	-	-	-	-	-	-	-	-	-	-	-	-
Emergencies	(2)	-	-	-	-	-	-	-	-	-	-	-	-	-
	<b>(818)</b>	<b>-</b>	<b>(1)</b>	<b>(4)</b>	<b>(13)</b>	<b>(1)</b>	<b>(1)</b>	<b>(14)</b>	<b>(2)</b>	<b>(1)</b>	<b>(5)</b>	<b>(1)</b>	<b>(1)</b>	<b>(44)</b>
<b>Isaac</b>														
4080-LA	(680)	-	(2)	(1)	(4)	(3)	(2)	(3)	(7)	(4)	(1)	(4)	-	(31)
4081-MS	(92)	-	(1)	-	-	(1)	(1)	-	-	-	-	-	-	(3)
4082-AL	(9)	-	-	-	-	-	-	-	-	-	-	-	-	-
4084-FL	(25)	-	(5)	-	-	-	(1)	-	(1)	-	-	-	-	(7)
Emergencies	(10)	-	-	-	-	-	-	-	-	-	-	-	-	-
	<b>(816)</b>	<b>-</b>	<b>(8)</b>	<b>(1)</b>	<b>(4)</b>	<b>(4)</b>	<b>(4)</b>	<b>(3)</b>	<b>(8)</b>	<b>(4)</b>	<b>(1)</b>	<b>(4)</b>	<b>-</b>	<b>(41)</b>
<b>Sandy</b>														
4085-NY	(12,490)	(266)	(1,550)	(758)	(385)	(481)	(197)	(167)	(68)	(36)	(136)	(31)	(60)	(4,135)
4086-NJ	(2,982)	(48)	(40)	(12)	(39)	(34)	(8)	(42)	(26)	(6)	(11)	(1)	(1)	(268)
4087-CT	(115)	(2)	(1)	(1)	(1)	-	-	-	-	(3)	-	-	-	(8)
4089-RI	(17)	(1)	(1)	-	-	-	-	-	-	-	-	-	-	(2)
4090-DE	(8)	-	-	-	-	-	-	-	-	-	-	-	-	-
4091-MD	(49)	-	-	-	-	-	-	-	-	-	-	-	-	-
4092-VA	(14)	-	-	-	-	-	-	-	-	-	-	-	-	-
4093-WV	(23)	-	-	-	-	-	-	-	-	-	-	-	-	-
4095-NH	(3)	-	-	-	-	-	-	-	-	-	-	-	-	-
4096-DC	(3)	-	-	-	-	-	-	-	-	-	-	-	-	-
4097-MA	(16)	-	-	-	-	(1)	(2)	-	-	(1)	-	-	(1)	(5)
4098-OH	(23)	-	(1)	-	(2)	-	-	-	-	-	-	-	-	(3)
4099-PA	(17)	-	-	-	-	-	-	-	-	-	-	-	-	-
Emergencies	(26)	-	-	-	-	-	-	-	-	-	-	-	-	-
	<b>(15,786)</b>	<b>(317)</b>	<b>(1,593)</b>	<b>(771)</b>	<b>(427)</b>	<b>(516)</b>	<b>(207)</b>	<b>(209)</b>	<b>(94)</b>	<b>(46)</b>	<b>(147)</b>	<b>(32)</b>	<b>(62)</b>	<b>(4,421)</b>
<b>2013 Colorado Flood</b>														
4145-CO	(590)	(10)	(1)	(2)	(7)	(9)	(5)	(9)	(2)	(3)	(8)	(1)	(1)	(58)
	<b>(590)</b>	<b>(10)</b>	<b>(1)</b>	<b>(2)</b>	<b>(7)</b>	<b>(9)</b>	<b>(5)</b>	<b>(9)</b>	<b>(2)</b>	<b>(3)</b>	<b>(8)</b>	<b>(1)</b>	<b>(1)</b>	<b>(58)</b>
<b>TOTAL</b>	<b>\$ (81,668)</b>	<b>\$ (410)</b>	<b>\$ (1,679)</b>	<b>\$ (820)</b>	<b>\$ (578)</b>	<b>\$ (667)</b>	<b>\$ (305)</b>	<b>\$ (288)</b>	<b>\$ (181)</b>	<b>\$ (101)</b>	<b>\$ (222)</b>	<b>\$ (80)</b>	<b>\$ (201)</b>	<b>\$ (5,532)</b>

NOTES:

(1) Adjusted for recoveries occurring in FY 2016 against prior year obligations.

## APPENDIX C: Hurricane Sandy (Actual Obligations by Program)

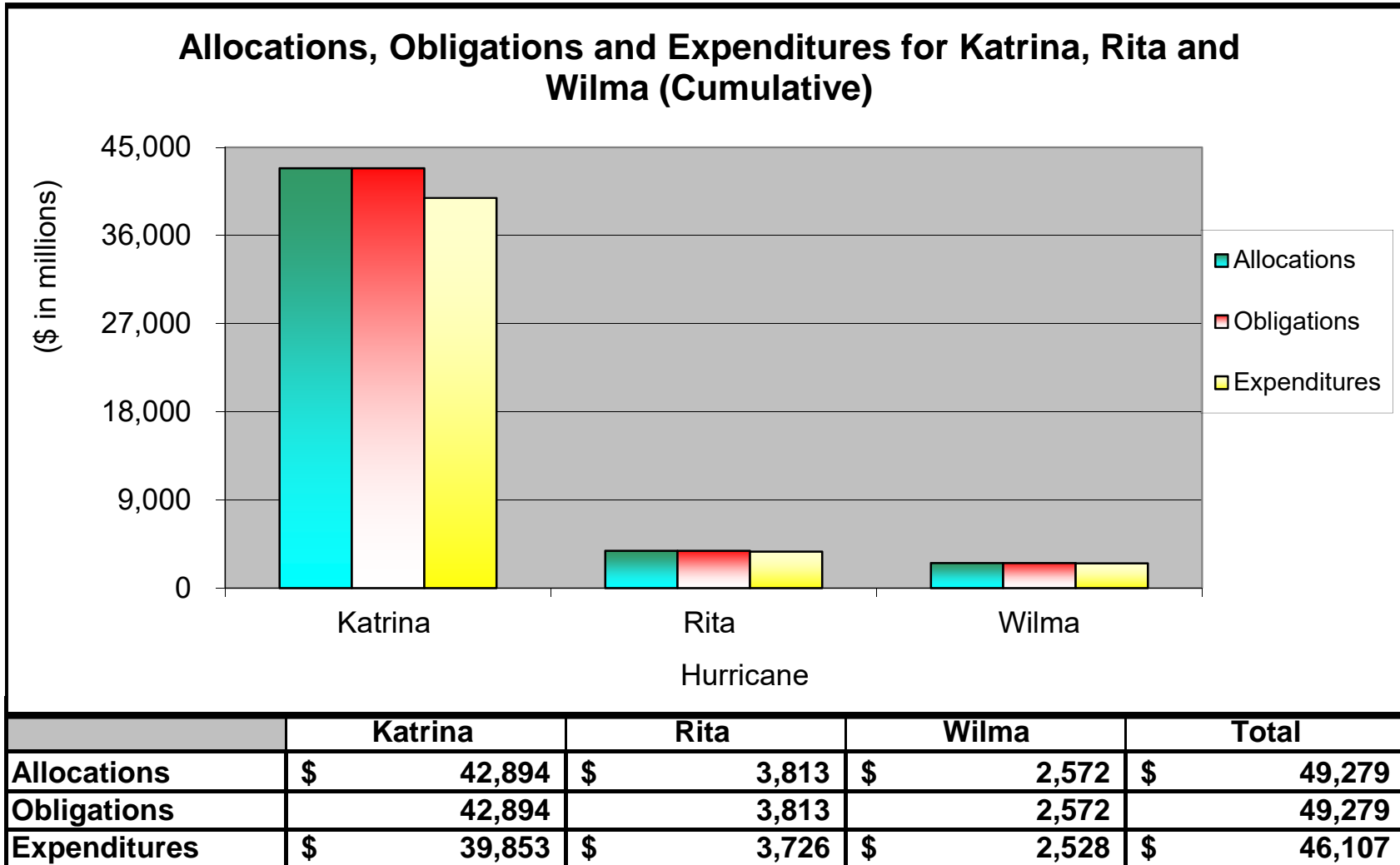
Hurricane Sandy FY 2016 Actuals/Estimates  
As of 11/30/2015  
(\$ in Millions)

Category	Cumulative Obligations Thru 2015 <sup>(1)</sup>	Actual/Estimated 1st Qtr	Estimated 2nd Qtr	Estimated 3rd Qtr	Estimated 4th Qtr	Fiscal Year 2016 Totals	Totals Thru FY16
Public Assistance	\$ 11,711	\$ 2,603	\$ 962	\$ 225	\$ 143	\$ 3,933	\$ 15,644
Individual Assistance	1,635	-	-	-	-	-	1,635
Mitigation	796	39	162	102	76	379	1,175
Operations	324	-	-	-	-	-	324
Administrative	1,320	39	26	22	22	109	1,429
<b>Total</b>	<b>\$ 15,786</b>	<b>2,681</b>	<b>1,150</b>	<b>349</b>	<b>241</b>	<b>4,421</b>	<b>20,207</b>

(1) Adjusted for recoveries occurring in FY 2016 against prior year obligations.

## APPENDIX D: ALLOCATIONS, OBLIGATIONS AND EXPENDITURES

As of 11/30/2015

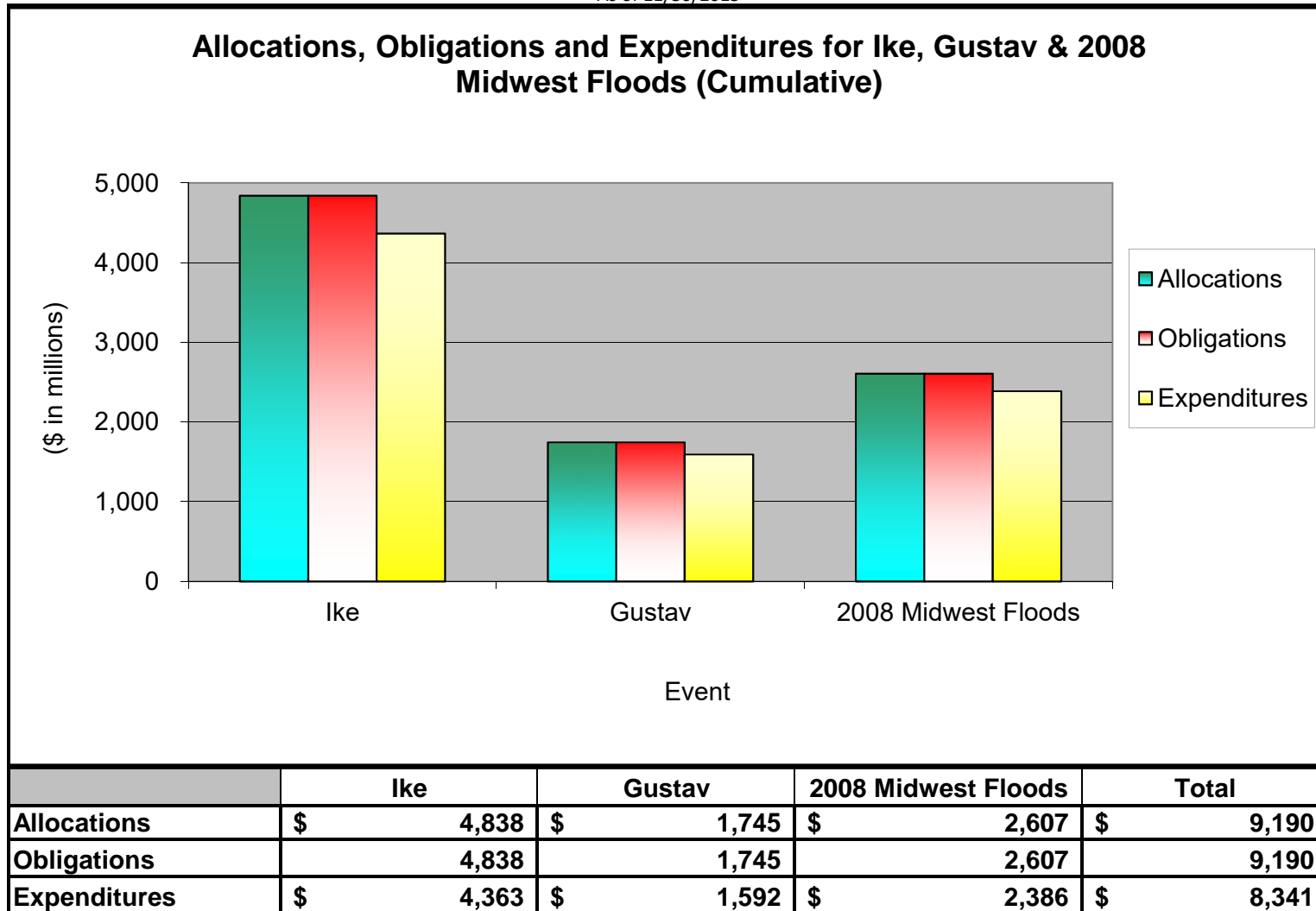


Source of financial information is the Integrated Financial Information Management System (IFMIS)

Total obligations include prior-year de-obligations

**APPENDIX D: ALLOCATIONS, OBLIGATIONS AND EXPENDITURES**

As of 11/30/2015

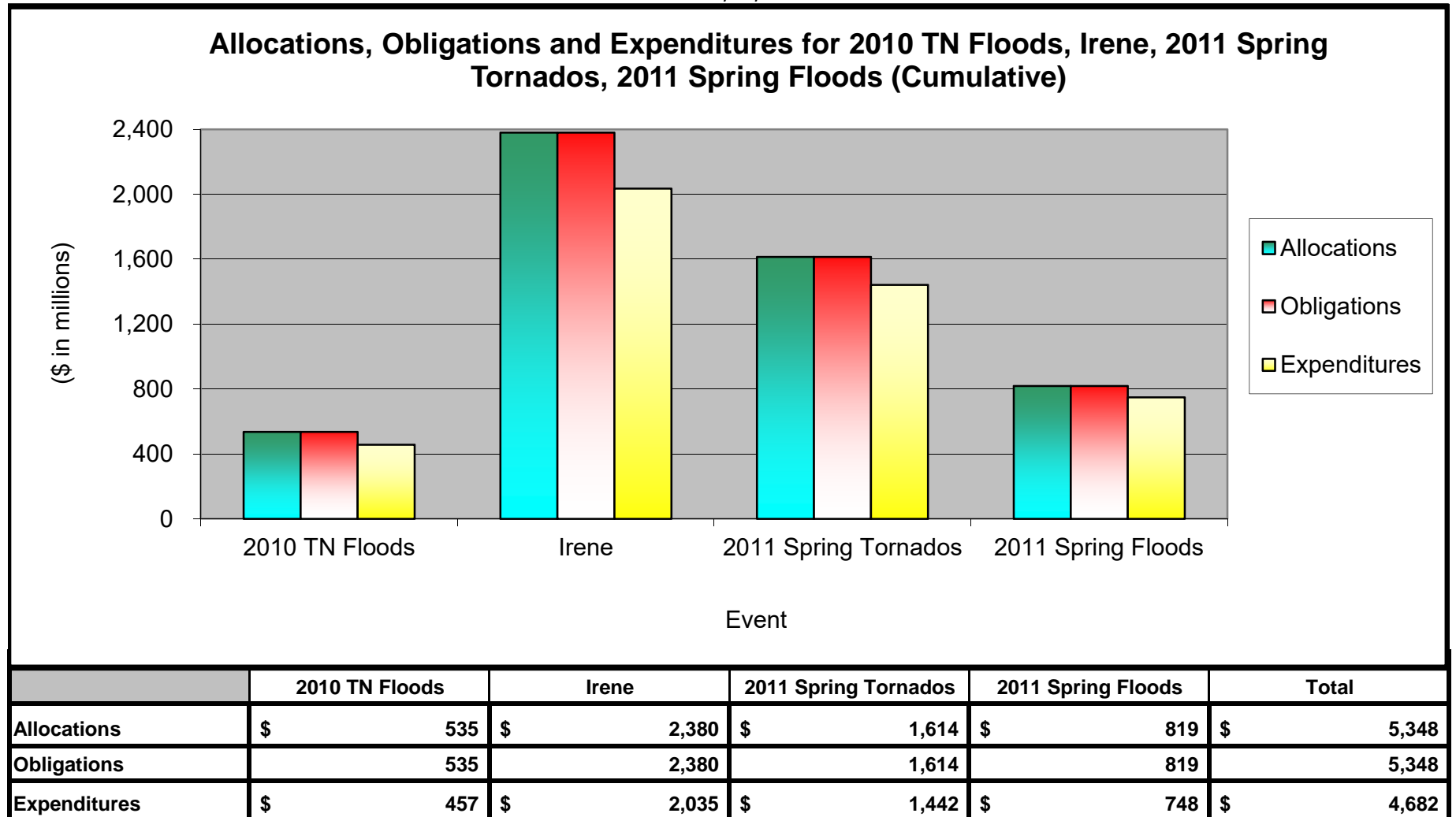


Source of financial information is the Integrated Financial Information Management System (IFMIS)

Total obligations include prior-year de-obligations

## APPENDIX D: ALLOCATIONS, OBLIGATIONS AND EXPENDITURES

As of 11/30/2015

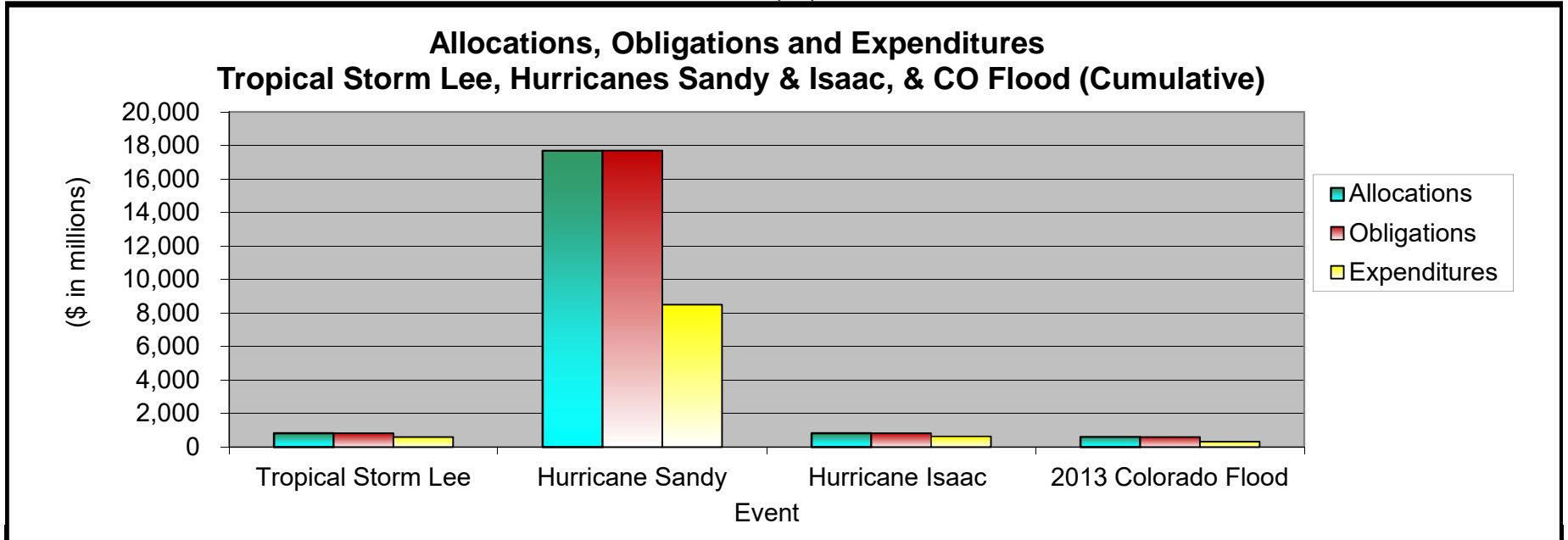


Source of financial information is the Integrated Financial Information Management System (IFMIS)

Total obligations include prior-year de-obligations

**APPENDIX D: ALLOCATIONS, OBLIGATIONS AND EXPENDITURES**

As of 11/30/2015



	Tropical Storm Lee	Hurricane Sandy	Hurricane Isaac	2013 Colorado Flood	Total
<b>Allocations</b>	\$ 819	\$ 17,696	\$ 824	\$ 601	\$ 19,940
<b>Obligations</b>	819	17,696	824	601	19,940
<b>Expenditures</b>	\$ 597	\$ 8,501	\$ 634	\$ 321	\$ 10,053

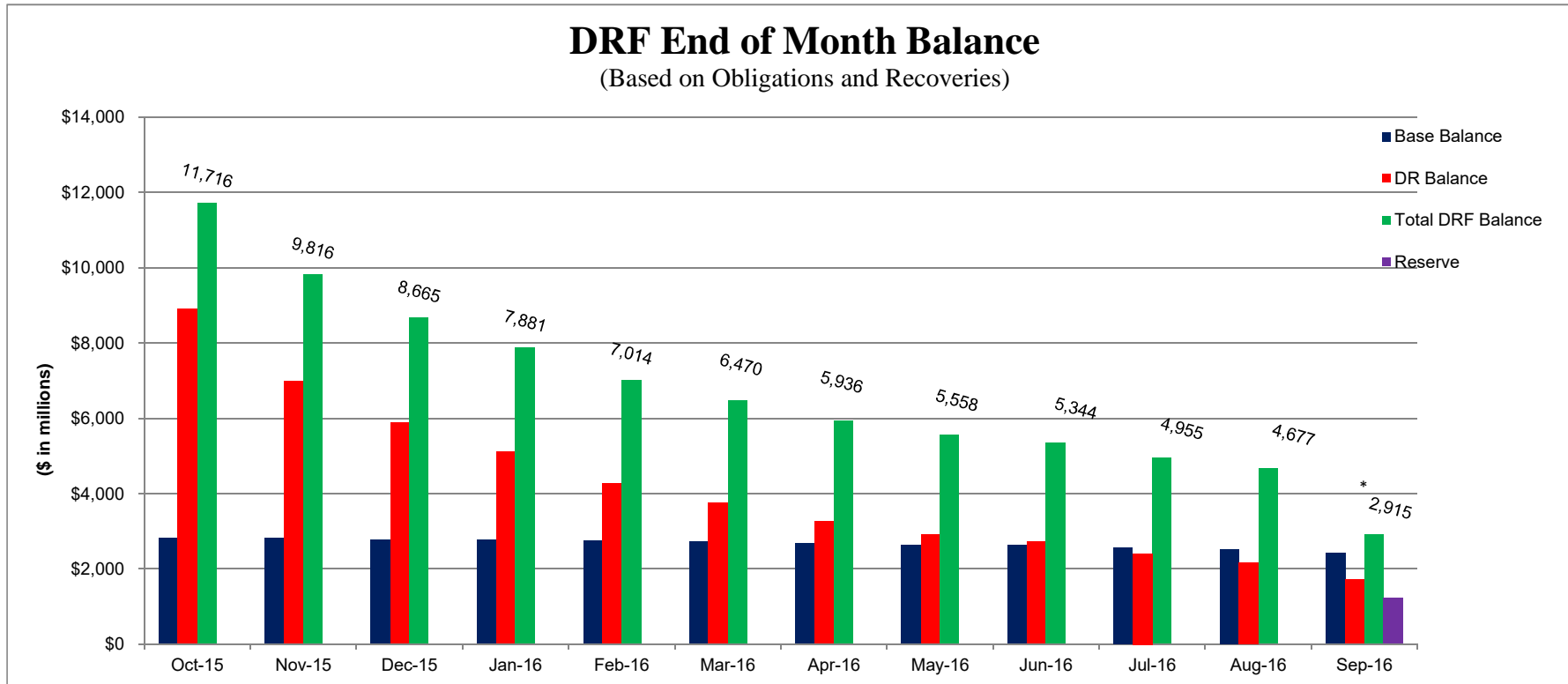
Source of financial information is the Integrated Financial Information Management System (IFMIS)

Total obligations include prior-year de-obligations



## APPENDIX E: Fund Exhaustion Date

As of 11/30/2015



\* Ending balance reduced by \$1,225M provision for reserve (\$1B for majors and \$225M for base). FEMA will continue to evaluate the reserve to support no-notice events and may make future adjustments. In addition, current estimates do not include potential obligations related to the following which could significantly reduce the DRF ending balance.

- Potential obligations related to Katrina projects that are pending resolution. Estimated costs could exceed \$1B.
- Unfunded FTA projects related to Sandy that may be Stafford Act eligible. We are currently assessing the potential impact, if any, which if applicable, could be significant.
- Pending arbitrations related to Katrina in Louisiana.

(1) Includes FY 2016 funding for the following major disaster events:

- |                                 |                       |
|---------------------------------|-----------------------|
| - Hurricanes Katrina/Rita/Wilma | - 2011 Spring Floods  |
| - Hurricane Gustav              | - Hurricane Irene     |
| - Hurricane Ike                 | - Tropical Storm Lee  |
| - Midwest Flooding              | - Hurricane Isaac     |
| - 2010 TN Flooding              | - Hurricane Sandy     |
| - 2011 Spring Tornadoes         | - 2013 Colorado Flood |

(2) Month-to-month projections for Base and Non-Cat activities (excluding DRS) are based on historical averages.

(3) Estimates based on December 2015 FEMA Spend Plans.

APPENDIX F: FY 2016 DRF Bridge Table

FY 2016 DRF Bridge Table

Event	FY 2016 Estimated Total Obligations (\$ in millions)					Changes from Baseline		Month to Month Change
	Baseline*	Current Month as of Nov 15	Previous Month as of Oct 15	Change from Baseline	Change from Prior Month	Cause/Reason	Cause/Reason	
<b>DRF Base Activities</b>								
Emergencies	\$ 218	\$ 218	\$ 218	\$ -	\$ -	No adjustments at this time.	No adjustments at this time.	
Fire Management	130	130	130	-	-	No adjustments at this time.	No adjustments at this time.	
Surge	70	70	70	-	-	No adjustments at this time.	No adjustments at this time.	
Disaster Support & Other Activities Total	414	414	414	-	-	No adjustments at this time.	No adjustments at this time.	
DRS	342	342	342	-	-			
Other Activities	72	72	72	-	-			
Base Sub-Total	<u>832</u>	<u>832</u>	<u>832</u>	<u>-</u>	<u>-</u>			
<b>DRF DR Activities</b>								
Average Monthly Major DR Activity (Non-Cat.)	2,559	2,559	2,559	-	-	No adjustments at this time.	No adjustments at this time.	
Gustav	27	27	26	-	1		Other Activity: \$1M.	
Ike	106	120	109	14	11	Public Assistance: \$7M increase primarily due to Galveston project closeout costs and project versions in 1791 TX. Hazard Mitigation: \$7M net increase primarily due to generator and drainage projects in 1792 LA.	Public Assistance: \$2M increase primarily due to a project version for the Univ. of Texas Medical Branch in 1791 TX. Hazard Mitigation: \$9M increase primarily due to added generator and drainage projects in 1792 LA.	
Katrina Rita Wilma	653	665	661	12	4	Public Assistance: \$6M net increase primarily due to an appeal in 1609 FL; \$5M net increase for New Orleans Housing Authority projects in 1603 LA. Administration: \$1M increase for salaries and benefits in 1603 LA.	Public Assistance: \$5M net increase primarily for New Orleans Housing Authority projects in 1603 LA; (\$2M) decrease for closeout cost adjustments in 1609 FL. Administration: \$1M increase for salaries and benefits in 1603 LA.	
Midwest Floods	25	27	24	2	3	Public Assistance: \$2M net increase for build out costs and scope adjustments for the University of Iowa in 1763 IA.	Public Assistance: \$3M net increase primarily due to build out costs and scope adjustments for the University of Iowa in 1763 IA.	
TN Floods	10	10	10	-	-			
2011 Spring Tornadoes	13	14	14	1	-	Public Assistance: \$1M increase for closeout costs for the Tuscaloosa City Superintendent in 1971 AL.		
2011 Spring Floods	20	24	24	4	-	Activity in 1981 ND: Hazard Mitigation: \$3M increase for an accelerated SFM project. Other Activity: \$1M.		
Irene	73	81	77	8	4	Public Assistance: \$3M net increase primarily due to an alternate project for Prattsville Fire District in 4020 NY; \$1M increase for closeout costs in 4021 NJ. Hazard Mitigation: \$2M increase for appeals in 4022 VT. Administration: \$2M increase for a technical assistance contract in 4020 NY.	Hazard Mitigation: \$2M increase for appeals in 4022 VT. Administration: \$2M increase for a technical assistance contract in 4020 NY.	
Lee	44	44	44	-	-			

APPENDIX F: FY 2016 DRF Bridge Table

FY 2016 DRF Bridge Table

Event	FY 2016 Estimated Total Obligations (\$ in millions)					Changes from Baseline	
	Baseline*	Current Month as of Nov 15	Previous Month as of Oct 15	Change from Baseline	Change from Prior Month	Cause/Reason	Month to Month Change
Isaac	42	41	42	(1)	(1)	Public Assistance: (\$1M) decrease primarily due to project cost reconciliations in 4081 MS.	Public Assistance: (\$1M) decrease primarily due to project cost reconciliations in 4081 MS.
Sandy	4,358	4,421	4,375	63	46	Public Assistance: \$28M net increase primarily due to insurance adjustments for NYCHA and Port Authority projects, \$15M increase for project scope changes, and \$14M net increase primarily due to an appeal for Longbeach in 4085 NY; \$14M net increase primarily due to added mitigation and scope changes in 4086 NJ; (\$5M) decrease due to eligibility determination in 4087 CT. Hazard Mitigation: \$6M net increase primarily due to an un-phased project for Richmond University Medical Center in 4085 NY. Administration: (\$9M) decrease in technical assistance contract in 4085 NY.	Public Assistance: \$13M increase for insurance adjustments to NYCHA projects, \$15M increase for project scope changes, and \$14M net increase primarily due to an appeal for Longbeach in 4085 NY; \$12M net increase primarily due to added mitigation in 4086 NJ; (\$5M) decrease due to eligibility determination in 4087 CT. Hazard Mitigation: \$6M net increase primarily due to an un-phased project for Richmond University Medical Center in 4085 NY. Administration: (\$9M) decrease in technical assistance contract in 4085 NY.
<b>2013 Colorado Flood</b>	58	58	58	-	-		
<b>DR Sub-Total</b>	<u>7,988</u>	<u>8,091</u>	<u>8,023</u>	<u>103</u>	<u>68</u>		
<b>Total</b>	<b>\$ 8,820</b>	<b>\$ 8,923</b>	<b>\$ 8,855</b>	<b>\$ 103</b>	<b>\$ 68</b>		

\*Based on October 2015 Spend Plans