



START

Violence Perpetrated by Supporters of al-Qa'ida and Affiliated Movements (AQAM): Fatal Attacks and Violent Plots in the United States

*Report to the Resilient Systems Division,
Science and Technology Directorate,
U.S. Department of Homeland Security*

June 2014

National Consortium for the Study of Terrorism and Responses to
Terrorism

*A Department of Homeland Security Science and Technology Center of Excellence
Based at the University of Maryland*

8400 Baltimore Ave., Suite 250 • College Park, MD 20740 • 301.405.6600

www.start.umd.edu

About This Report

The authors of this report are: Jeff Gruenewald, Ph.D., Department of Sociology & Criminal Justice, University of Arkansas; Joshua D. Freilich, J.D; Ph.D., Doctoral Program in Criminal Justice, The Graduate Center & John Jay College, CUNY; Steven M. Chermak, Ph.D., School of Criminal Justice, Michigan State University; and William S. Parkin, Ph.D., Criminal Justice Department, Seattle University. Questions about this report should be directed to infostart@start.umd.edu.

This research was supported by the Resilient Systems Division of the Science and Technology Directorate of the U.S. Department of Homeland Security through Award Number 2009ST108LR0003 made to the National Consortium for the Study of Terrorism and Responses to Terrorism (START). The views and conclusions contained in this document are those of the authors and should not be interpreted as necessarily representing the official policies, either expressed or implied, of the U.S. Department of Homeland Security or START.

This report is part of a series in support of the Prevent/Deter program. The goal of this program is to sponsor research that will aid the intelligence and law enforcement communities in assessing potential terrorist threats and support policymakers in developing prevention efforts

About START

The National Consortium for the Study of Terrorism and Responses to Terrorism (START) is supported in part by the Science and Technology Directorate of the U.S. Department of Homeland Security through a Center of Excellence program based at the University of Maryland. START uses state-of-the-art theories, methods and data from the social and behavioral sciences to improve understanding of the origins, dynamics and social and psychological impacts of terrorism. For more information, contact START at infostart@start.umd.edu or visit www.start.umd.edu.

Citations

To cite this report, please use this format:

Gruenewald, Jeff, and Joshua D. Freilich, Steven M. Chermak, William S. Parkin. "Violence Perpetrated by Supporters of al-Qa'ida and Affiliated Movements (AQAM): Fatal Attacks and Violent Plots in the United States," Report to the Resilient Systems Division, Science and Technology Directorate, U.S. Department of Homeland Security. College Park, MD: START, 2014.

Contents

Executive Summary 1

Introduction 3

Defining Key Terms 3

United States Extremist Crime Database 5

 Data Collection Process 5

 Reliability of Open Source Data 6

 Units of Analysis 7

Findings 8

 Homicide Events 8

 Failed and Foiled Violent Plots 11

Discussion and Conclusion 14

References 16

Appendix 17

Executive Summary

This report provides an overview of violent incidents and plots committed or attempted by supporters of al-Qa'ida and affiliated movements (AQAM) who targeted the United States between 1990 and 2013. Since the September 11, 2001 (9/11) terrorist attacks, countering the dynamic threat of future AQAM attacks has understandably been a top priority under the broader homeland security mission. A key to terrorism prevention is developing a comprehensive understanding of the patterned nature of the AQAM threat in the United States. Such an understanding begins with clear definitions and rich descriptions of AQAM-related offenders and incidents. There have been several efforts to chronicle successful, failed, and foiled AQAM-related plots against the United States. We believe, however, that the systematic definitional, data collection, and analytical approaches and procedures we have used allow us to fill key gaps in what is known about violence perpetrated by supporters of AQAM.

The data on AQAM-related violence analyzed in this report come from the United States Extremist Crime Database (ECDB). These data are unique as they include information on violent crimes in which AQAM supporters were indicted¹ at either the state or federal level. These data also cover successful fatal attacks and unsuccessful plots involving both lone actors and group-based offenders who support AQAM. Finally, and importantly, violent crime data from the ECDB allow for the disaggregation of two types of planned but ultimately unsuccessful violent incidents based on whether general or specific targets were identified. Each event that involves a spatially unique target, whether general or specific in nature, is considered a separate incident or plot.

We found that violent AQAM supporters committed 35 homicide events² between 1990 and 2013. The majority (80%) of these lethal attacks occurred on or following September 11, 2001. Lone actors, who were often fueled by combinations of ideology, personal grievances, and serious mental illnesses, perpetrated approximately 34 percent of AQAM-related homicide events. Most homicide events targeted single victims, which makes mass casualty events like 1993 World Trade Center bombing and the 9/11 terrorist attacks anomalies. Distinct from other forms of domestic terrorism, frequent targets included the general public. Finally, although bombs and other forms of explosives were used in some of the most deadly attacks, approximately 75 percent of AQAM-related homicide events were committed with firearms.

We also found that AQAM supporters were responsible for 196 failed and foiled plots against both general and specific U.S. targets. Targets consisted of both human victims (e.g., political leaders) and inanimate structures (e.g., infrastructure). The majority of plots were uncovered following the 9/11 terrorist attacks and specifically, in the years 2006, 2009, and 2011. Significantly, over half of the identified AQAM-related plots were planned by lone actors, and many of the perpetrators simultaneously

¹ If prosecutors dropped charges against the perpetrators or perpetrators were acquitted on all related charges, they *are not* included in this report. Perpetrators who were killed carrying out violent attacks *are* included.

² When examining homicides, the “event” is our unit of analysis. For example, the September 11, 2001 attacks consisted of four homicide events.

conspired to attack several different types of targets. The most common types of targets identified by AQAM supporters whose plots were foiled or failed were military-related (e.g., specific U.S. bases, recruiting centers, the Pentagon complex); political and government figures or structures; and modes of transportation (e.g., New York City subway stations, Washington, D.C. metro rail). Perhaps unsurprisingly, most intended targets were located in New York City or Washington, D.C. By far, the most common types of intended weapons were bombs and other forms of explosives. This suggests that most failed and foiled plots were intended to be mass casualty events.

Introduction

This report provides an overview of violent incidents and plots committed or attempted by supporters of al-Qa'ida and affiliated movements (AQAM) who have targeted the United States since 1990. Our examination of the violent incidents and plots by AQAM supporters fills important gaps in the prior literature. *First*, by using the approach pioneered by LaFree and Dugan (2007), among others, we systematically collected data to construct a comprehensive database on terrorist and extremist criminal incidents. Our database relies upon clear inclusion criteria that we use to produce empirical findings.

Second, our inclusion criteria capture a large number of fatal attacks committed by AQAM supporters and thus provide a more complete picture of their violent crimes. For example, we include attacks committed by violent lone actors who were supporters of these movements and crimes that were subsequently prosecuted on the state level. Other terrorism databases and the Federal Bureau of Investigation (FBI) use definitions that often exclude such incidents.

Third, we begin to address methodological obstacles and extend previous studies by better examining foiled and failed plots. Law enforcement has recently thwarted a growing number of violent plots, designed to kill and maim hundreds, by AQAM supporters inside the United States. While these activities have generated media and academic attention, such accounts are often incomplete. Some studies focus on the individual perpetrators or on the clusters or groups behind each plot, while others examine incident attributes or the characteristics of the targets of the attacks. This report extends prior research by innovatively collecting information on multiple units of analysis, housing it in a relational database, and presenting findings on both perpetrator and plot characteristics. We've also created a typology that better captures the reality of thwarted and unsuccessful attacks. We believe this typology has the potential to provide benefits to law enforcement and others charged with defending the homeland.³

Below we first define the key terms used in this report. We then describe how we built the United States Extremist Crime Database (ECDB), from which we draw our data. We then present findings about the violent attacks and plots committed or attempted by AQAM supporters inside the United States.

Defining Key Terms

In this section we define the key terms and concepts used throughout the remainder of the report. Our findings focus on supporters of al-Qa'ida and associated Salafist violent extremist organizations that have committed, attempted to commit, or planned to commit violent acts inside the United States. For an act to be included in the ECDB, it must first pass a two-pronged set of inclusion criteria (see also Freilich, Chermak, Belli, Gruenewald, & Parkin, 2014).

³ Though this report focuses on plots against specific and general targets in the United States, the ECDB also collects information on financial schemes used to support violent attacks overseas and cases involving the stockpiling of weapons. As no targets were identified in these cases, they were excluded from this report.

The first prong of the inclusion criteria requires that offenders have been indicted⁴ on charges of committing a homicide, attempting to commit a homicide, or planning to commit some sort of violent crime inside the United States between 1990 and 2013.

- **Violent crimes** are operationalized homicide events, or planned attacks by one or more offender operating in the United States. Planned attacks consist of both *failed and foiled plots* inside the United States.
- A **failed plot** is a violent incident that was set into motion and stopped either through perpetrator failure or law enforcement action during the final stages of the planned act.
- In contrast, a **foiled plot** is a violent incident that is stopped either through perpetrator desistance or law enforcement action *prior to* the final stages of the planned act. For the remainder of this report, failed and foiled plots will be referred to simply as “plots” unless otherwise noted.

We further separated plots into two categories defined by an intended target’s level of specificity.

Plot Category 1: Specified People or Targets consists of planned acts in which one or more specific persons or targets to be attacked (e.g., the President, the Brooklyn Bridge, the New York City subway system) is named. The intended target(s) must be characterized by specific spatial and temporal characteristics. Further, the offender(s) must engage in overt action toward the execution of a specific plot (e.g., the construction of a dirty bomb). Many plots involved multiple targets. For a plot to be included in this report, evidence of overt action was necessary for only one of the targets. We also include acts that were charged as attempted homicides and suicide missions that resulted in no deaths other than those of the offenders in this plot category.

Plot Category 2: Unspecified People or Targets consists of planned acts in which one or more general intended targets (e.g., persons of Jewish descent) is named. In addition, some spatial and temporal characteristics, even if vaguely mentioned, for the planned violent act must be provided. Naming a state or region of the United States in which the intended target(s) is located (or the entire country) satisfies the spatial requirements, and a very general time frame for attacking the intended target(s), even if it covers several years, satisfies the temporal one. Again, the perpetrator(s) must engage an overt action toward the execution of some aspect of the plot (e.g., purchasing weapons).

The second prong of our inclusion criteria is attitudinal, and requires that, at the time of the crime, one of the perpetrators subscribed to elements of the violent extremist belief system endorsed by supporters of al-Qa’ida and other affiliated movements.⁵

⁴ If prosecutors dropped charges against the perpetrators or perpetrators were acquitted on all related charges, they **are not** included in this report. Perpetrators who were killed carrying out violent attacks **are** included.

⁵ These violent extremists were linked to a variety of groups such as al-Qa’ida, al-Fuqra, al-Gamaa al-Islamiya, Pakistani Taliban, al-Shabaab, and others.

United States Extremist Crime Database

As this report relies solely on data from the United States Extremist Crime Database to generate our findings, we briefly explain how this database was created (see also Freilich, Chermak, Belli, Gruenewald, & Parkin, 2014). Again, only criminal violent acts (homicides, attempted homicides, and violent plots) perpetrated by one or more supporters of AQAM were analyzed for this report.

Data Collection Process

For this report, we collected extremist crime data for ECDB using a multi-stage process. The first stage involved reviewing over 50 distinct sources to identify violent crimes that met our inclusion criteria.⁶ We reviewed official sources such as the FBI's *Terrorism in the United States* annual report and the National Counterterrorism Center's Worldwide Incidents Tracking System database to identify violent crimes. Second, we looked at data collected by private watch-groups, such as the *Southern Poverty Law Center* and organizations like *The Nine Eleven Finding Answers Foundation* and *The Investigative Project on Terrorism*. These sources provide chronological and incident information through online articles, reports, and press releases. Existing terrorism databases, such as the American Terrorism Study and the Global Terrorism Database, were the third source type examined. Additional sources like the RAND Database of Worldwide Terrorism Incidents include many relevant incidents and rich data on indictments and other court proceeding documents. Relevant incidents were extracted for the ECDB. Fourth, scholarly and journalistic accounts were also reviewed. Close attention was paid to works that focused on crimes committed or attempted by violent extremists, especially studies that provided chronologies and information about specific events, perpetrators, and victims related to these crimes. Finally, media publications provide important open source materials, and we conducted systematic searches for additional incidents in a variety of general newspaper and locally archived newspaper databases.

In the second stage, each violent criminal incident and the related perpetrators and victims were systematically searched across 31 web-based search engines as well as existing terrorism databases, official sources, and watch-group reports.⁷ Project "searchers" used key information about the crime, perpetrator names, and victim names to conduct online searches. To ensure that the searches were thorough, our searchers used different combinations (and spellings) of the relevant individuals' first and last names. The searchers also systematically searched by location, when necessary, to identify relevant court documents. To capture the most relevant media accounts, the searchers focus on obtaining information from national outlets as well as the newspapers specific to the region where the event occurred or where the perpetrator or victims resided.

These searches uncovered all published open source materials on each case, such as media accounts, government documents, court records, indictments, appellate court decisions, videos, blogs, books,

⁶ Please see Freilich et al. (2014, appendix) for a listing of these sources.

⁷ Please see Freilich et al. (2014, appendix) for a listing of these web-engines.

watch-group reports, movement-produced materials, and scholarly accounts. This information was digitally archived, and searchers organized it by source type, starting with the most reliable. In the final stage, the open source information was provided to coders, who searched their assigned cases to verify that the original searches were complete and did not miss important information. The ECDB is relational, and it consists of data on multiple units of analysis including incidents, perpetrators, victims/target, and the social ties between and among the perpetrators and victims/targets. The coders used the open source materials to code variables related to all of these units of analysis, which are connected to an online database.

Reliability of Open Source Data

Searches occasionally uncovered documents from different source types containing conflicting information. These discrepancies evidenced reliability issues related to source type. In these situations, greater weight was granted to the more "trusted" sources. Similar to Sageman (2004, p. 65) "in decreasing degrees of reliability... [we favor] court proceedings subject to cross examination, followed by reports of court proceedings, then corroborated information from people with direct access to information provided, uncorroborated statements from people with that access, and finally statements from people who had heard the information secondhand." Table 1, shown below, lists the source types by decreasing degree of reliability.

Table 1: Ranking of Sources by Degree of Reliability

1. Appellate court proceedings
2. Court proceedings subject to cross examination (e.g., trial transcripts)
3. Court proceedings or documents not subject to cross examination (e.g., indictments)
4. Corroborated information from people with direct access to information provided (e.g., law enforcement and other key informants)
5. Uncorroborated statements from people with that access
6. Media reports
7. Watch-group reports
8. Personal views expressed in blogs, websites, editorials or Op-Eds, etc.

In addition, because the ECDB relies on the services of multiple project “coders,” it’s important to address potential issues related to inter-rater (i.e., coder) reliability. Unlike some projects that collect data at one point in time, the ECDB and other terrorism databases are large-scale ongoing efforts. The ECDB updates values as new information becomes available. Due to the unique data collection processes involved, it is difficult to engage in standard inter-rater reliability practices. Nevertheless, we address this important issue in a number of ways. First, coders are trained. New coders initially code previously coded cases, and both sets of values are compared. Second, coding abnormalities are continually checked across coders.

Third, open source coding occurs in stages, which increases the chances that all available information from open sources is captured. Conducting targeted searches based on information uncovered during the initial search presents another opportunity for coders to recheck the past work of fellow coders. Fourth, filling in values for certain ECDB variables requires little interpretation as the variables capture basic facts such as a perpetrator’s race, age, or gender. Fifth, and significantly, we validated all violent incident records used for this report, verifying that coders systematically applied the coding rules when creating relational records for perpetrators, victims, targets, and their networks.

Units of Analysis

The unit of analysis when analyzing AQAM-related crime data in this report is most commonly the “criminal event.” Events are distinguished both temporally and spatially. Spree attacks that involve the same offenders perpetrating attacks at multiple locations and time points may consist of several unique AQAM-related criminal events if, for example, attacks occur in different parts of a city over several hours or days. Because the ECDB is a relational database and collects information on victims, non-human targets, and offenders, it is possible to analyze data on any of these units of analysis. It will be noted in the findings when the unit of analysis is not the event.

Importantly, because failed and foiled plots lack conventional temporal and spatial dimensions, the ECDB considers the general or specific intended victims or targets to be the units of analysis for Category 1 and Category 2 plots. Because of this, it is possible for a single AQAM offender or AQAM cell that plans to attack several targets to be responsible for several unique plots.

Findings

In this section we present findings regarding the 231 violent attacks and failed and foiled plots perpetrated by supporters of AQAM in the United States between 1990 and 2013.⁸

Table 2: Violence perpetrated by AQAM Supporters in United States 1990 - 2013⁹		
Type of Violence	# Violent Incidents or Plots	# Unique Perpetrators
Homicide Events	35	44
Plots with Specified Targets	145	134
Plots with Unspecified Targets	51	17
Total	231	195

As Table 2 demonstrates, we have identified 35 homicide events, 145 Category 1 plots, and 51 Category 2 plots. We first describe the fatal attacks perpetrated by AQAM supporters before moving on to discuss plots.

Homicide Events

The findings discussed in this section relate to 35 homicide events perpetrated by AQAM supporters. Fortunately, AQAM-related homicide events remain extremely rare events in the United States.

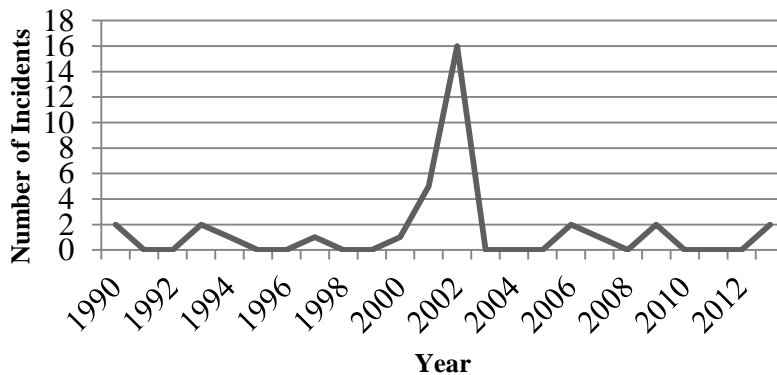
There were seven AQAM-related homicide events committed during the 1990s or in 2000, while the remaining 28 attacks occurred on or after the September 11, 2001 (9/11) terrorist attacks (see Figure 1). AQAM-related homicide events were scattered from coast to coast in the United States. Due in large part to the 15 unique homicide events perpetrated by the “Beltway Snipers” in 2002, the Washington, D.C. Metropolitan Area has experienced a disproportionate number of AQAM-related homicide events.¹⁰

⁸ A complete list of these incidents is included in the Appendix.

⁹ Homicides, attempted homicides, and violent plots targeting the United States *overseas* during this period are not included in these analyses.

¹⁰ Although this is a complex case that involved more than one motive, these attacks met the ECDB’s inclusion criteria. Information from multiple open sources indicated that both John Allen Mohammed and Lee Boyd Malvo expressed support for the 9/11 hijackers and for future al-Qa’ida-inspired attacks on America through verbal and written statements, as well as through drawings.

Figure 1. AQAM-Related Homicide Events in the U.S., 1990-2013



California and New York also experienced more fatal AQAM-related attacks, four and five respectively, compared with other states. Most states that did experience an AQAM-related homicide event had one or two attacks in their state.¹¹

In total, 44 unique offenders were responsible for all AQAM-related homicide events examined for this report. Lone actors perpetrated twelve of the homicide events, or approximately 34 percent of all fatal AQAM-related attacks. If you remove the Beltway Sniper spree killings from the analysis, lone actors perpetrated over half of all AQAM-related homicide events. In terms of their demographic characteristics, all lone actors were non-White males. However, what is more remarkable about this group of lone actors is the frequency in which serious mental illness surfaced as an antecedent factor to the AQAM-related homicide event. Notably, Gruenewald, Chermak, & Freilich (2013a; 2013b) have also found this to be true of “loner” far-right terrorists. Most of the lone actors fit what we refer to as a “loner” profile, as they appeared to be self-radicalized and have little or no face-to-face relations with organized terrorist groups. Ideologically driven justifications for committing their homicidal acts were often combined with personal grievances and conspiracy theories.

Two high-profile AQAM-related multiple-event attacks, the Beltway Sniper homicide events and the homicide events associated with the 2013 Boston Marathon, were perpetrated by what we refer to as “wolf packs,” or small cells of like-minded individuals. In both cases, offenders perpetrated their deadly attacks in groups of two. Also in both instances, offenders were involved a close personal relationship involving an older mentor and younger protégé accomplice.

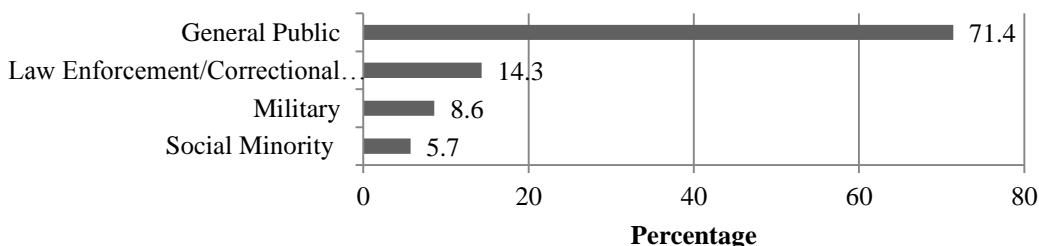
Although rare, AQAM-related homicide events that occurred as the result of broader conspiracies were disproportionately deadly. Eight conspirators were linked to the 1993 World Trade Center bombing that killed six and injured over a thousand others. More recently, 27 conspirators, including the 19 hijackers,

¹¹ States that experienced attacks included Alabama (1 attack), Arkansas (1), Arizona (2), California (4), the District of Columbia (2), Georgia (2), Louisiana (1), Massachusetts (2), Maryland (5), New York (5), Pennsylvania (1), Texas (2), Utah (1), Virginia (4), and Washington (2).

were linked to the 9/11 attacks in New York City, Washington, D.C., and Pennsylvania that killed and injured thousands.

Seventy-one percent of AQAM-related homicide events targeted the general public (see Figure 2).¹² In this way, AQAM-related attacks are different from other forms of domestic terrorism, which often target government entities, social minority groups, and businesses. If the Beltway Sniper attacks are excluded from the analysis, 50 percent of homicide events targeted the general public, 25 percent targeted law enforcement and correctional officials, 15 percent targeted the military, and 10 percent targeted social minorities.

Figure 2. Target Types in AQAM-Related Homicide Events



Other than the 1993 attack on the World Trade Center and the 9/11 attacks—which resulted in numerous deaths—the death tolls for most AQAM-related homicide events were usually small. In nearly 69 percent of all fatal attacks, only one victim was targeted and killed. Though single victim attacks drop to 45 percent of all homicide events when the Beltway Sniper attacks are removed, it is important to remember that the four attacks on September 11, 2001 were truly anomalies in regards to the number of deaths they caused.

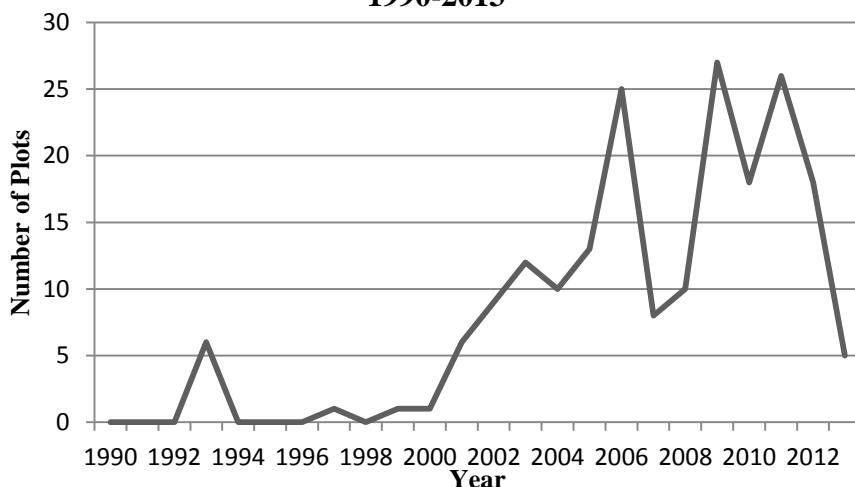
In terms of the types of weapons used, approximately 75 percent of the AQAM-related homicide events involved the use of firearms by offenders (45 percent when the Beltway Sniper attacks are removed). Though explosives are often associated with terrorism, especially AQAM-related terrorism, bombs were rarely the weapon of choice for the AQAM supporters who perpetrated successful homicide events. In addition, two offenders relied on knives (or other sharp objects) to kill their selected victims, another relied on an automobile, and airliners were used in the 9/11 attacks. The 1993 World Trade Center bombing and the 2013 Boston Marathon bombings were the only successful homicide events that AQAM supporters operating in the United States committed using explosives.

¹² Some fatal attacks included multiple types of targets. In these instances, we attempted to assess the primary type of target. Attacks against the general public in which law enforcement officers were also killed were coded as having “general public” targets. Attacks against social minorities in which members of the general public who were not of a minority status were also killed were coded as having “social minority” targets.

Failed and Foiled Violent Plots

The ECDB has also identified 196 AQAM-related violent plots between 1990 and 2013 that either failed or were foiled by law enforcement. While there were no plots uncovered in the United States for several years during the 1990s, the number of AQAM-related plots per year increased substantially following the 9/11 terrorist attacks, with approximately 95 percent of them uncovered following these attacks (see Figure 3).

Figure 3. AQAM-Related Plots in the U.S. 1990-2013



The years with the most AQAM-related plots were 2009 (27 plots), 2011 (26 plots), and 2006 (25 plots). Although in Figure 3 it appears that the number of plots decreased dramatically in 2013, we hesitate to make such a conclusion, as it is possible that very recent plots have not yet been identified by the ECDB. What can be stated conclusively is that AQAM supporters continue to plot against the United States and that a year in which there are only nine or 10 uncovered plots may be followed by a year with 25 or more. As shown in Table 3 below, 74 percent of the plots were labeled as Category 1 while 26 percent of the plots were considered to be Category 2.¹³ Further, around 47 percent of AQAM-related plots were planned by multiple offenders, which means that over half of all plots involved lone actors. The average number of perpetrators per plot was 2.6, and approximately 30 percent of plots were planned by two to four AQAM supporters.

The region of the country targeted in each plot was designated based on the U.S. Census categories. The majority of the AQAM supporters intended to strike against targets in the northeastern and southern regions of the United States. In the northeast, the most frequently targeted city was New York City, though targets in nearby New Jersey cities were also identified. Another commonly targeted city and

¹³ Again, Category 1 plots include plots with specific intended victims and/or targets, while Category 2 plots include plots with general intended victims and/or targets.

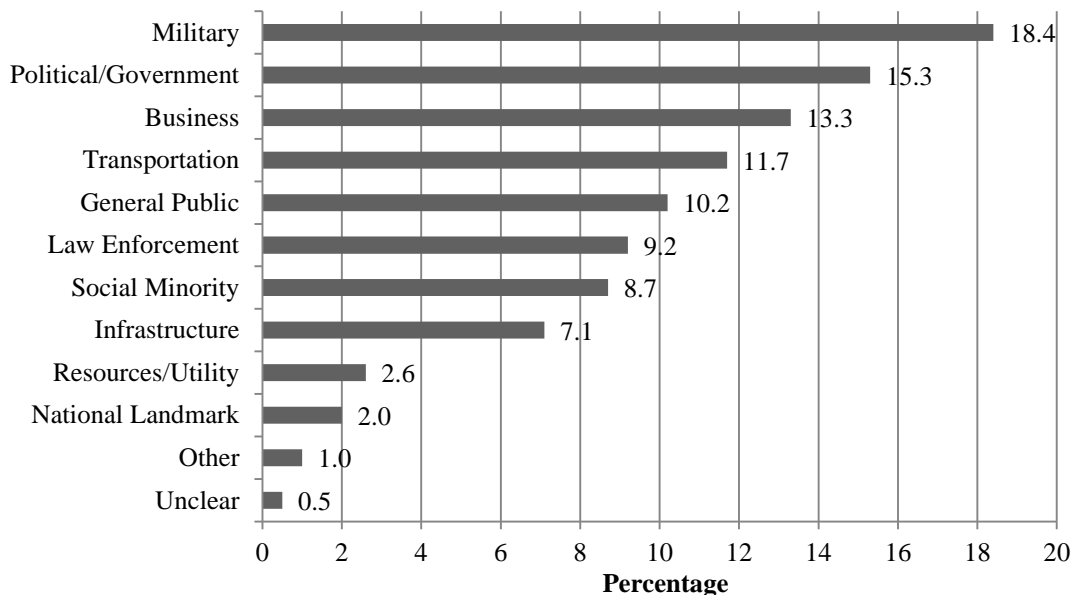
surrounding metropolitan area was Washington, D.C., which is considered to be in the southern region of the United States by the Census Bureau. Though there were several plots against targets in Los Angeles, Seattle and other western cities, the numbers were small compared with plots that targeted cities on the East Coast.

Table 3. Characteristics of Failed and Foiled AQAM-Related Plots (n=196)		
Variable	n	Percentage
Type of Plot		
Category 1	145	74.0
Category 2	51	26.0
Multiple AQAM Supporters Indicted	93	47.4
Region of Country		
Northeast	65	33.2
South	62	31.6
Midwest	32	16.3
West	20	10.2
Unknown	17	8.7

In addition, several AQAM supporters identified Chicago as a desirable target, though it appears that AQAM supporters have generally not focused on the middle regions of the country when planning terrorist attacks. A particular region of the country was not identifiable from available information for nearly 9 percent of the plots.

As shown in Figure 4, the most common type of target selected by AQAM supporters whose plots were foiled or failed were military targets, including specific local recruiting stations and high-profile targets like the Pentagon. Political and other government targets were the second most common target type. The intended government targets of AQAM-related plots were often general (leading them to be designated Category 2), including federal buildings and political figures. As for transportation targets, subway stations in New York City and Washington, D.C. were frequently suggested as possibilities.

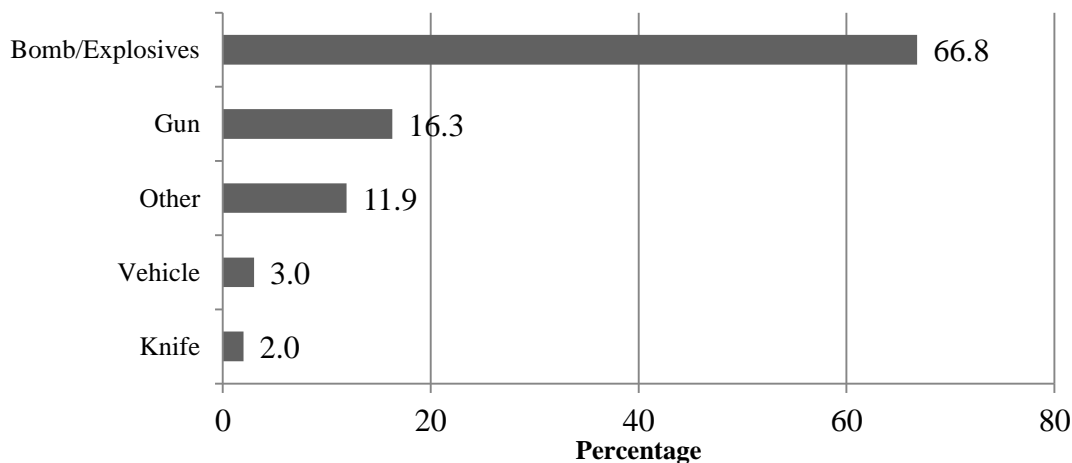
Figure 4. Intended Target Types in AQAM-Related Plots



Interestingly, AQAM supporters often simultaneously considered multiple targets. That is, they conspired to attack political/government buildings (e.g., The World Bank), infrastructure (e.g., bridges), businesses (e.g., shopping malls), and social minorities (e.g., Jews). In some cases, offenders intended to commit ambitious spree attacks against multiple targets. More often, though, intended targets changed as the plotters weighed their various options and the planning process evolved over time.

By far, AQAM supporters planned to use bombs and other explosives more than other types of weapons (see Figure 5).

Figure 5. Intended Weapon Types in AQAM-Related Plots



For our purposes, “bomb” is used as a general category for various types of explosives. In some cases undercover FBI agents were involved in selling inert explosive materials to would-be terrorists as part of

sting operations. Guns were the second most common type of intended weapon. Furthermore, even those AQAM supporters conspiring to use bombs against selected targets were also often interested in acquiring firearms.¹⁴ Vehicles, which terrorists rarely intended to use, included both automobiles and aircraft.

Discussion and Conclusion

Our examination of AQAM-related violence is based on data related to 35 homicide events and 196 failed and foiled plots identified by the ECDB. Importantly, the ECDB data collection strategies yielded important dividends, as the vast majority of violent crimes we identified and subsequently included in our analysis would likely *not* have satisfied the inclusion criteria of the FBI and other existing domestic terrorism databases. For example, violent lone actors committed approximately half of the AQAM-related plots examined in our analysis. The F.B.I.'s terrorism definition and inclusion policies, though, have historically required that an act be committed by a terrorist group. Moreover, because the ECDB considers both state and federal terrorism cases, we were able to capture a more comprehensive picture of AQAM-related violence from 1990 to 2013 in our analyses.

We found that the majority of fatal attacks and plots occurred after the 9/11 terrorist attacks and targeted large urban centers, such as New York City and Washington, D.C. With the exception of the years 2001 and 2002,¹⁵ the number of homicide events committed by AQAM supporters has remained consistently low, while the number of AQAM-related failed and foiled plots has increased over the last decade. Interestingly, the West Coast has been the target of a relatively large number of plots but only six AQAM-related homicide events, which occurred in the states of California and Washington. Further, while failed and foiled plots have targeted Chicago and several other cities further away from the coasts, we did not see any AQAM-related homicide events occurring in these places.

During the last several years, AQAM supporters have largely focused their plotting efforts on high-profile military; political and government; and transportation targets. In contrast, the majority of fatal AQAM-related homicide events have targeted the general public. While there are likely to be multiple explanations for this finding, we could speculate that attacks against the general public are more likely to be successfully executed compared with attacks against more protected targets, which may require more sophisticated planning.

The type of weapon most commonly used by AQAM supporters who committed homicide events was firearms. On the other hand, those who planned (but failed) to attack the United States generally intended to use bombs and other explosive materials. It is important to note, however, that this may be partly due to undercover FBI agents successfully embedding themselves or informants into AQAM-

¹⁴ In some cases, plots involved the planned use of multiple weapons. In such instances, the most deadly type of weapons was used in the analysis.

¹⁵ Of the 16 homicide events recorded in 2002, 15 were perpetrated by the Beltway Snipers.

related plots since the 9/11 terrorist attacks.¹⁶ Discerning whether AQAM supporters preferred bombs and other explosives or, on the other hand, FBI operatives and informants simply made these weapons available to offenders is difficult.

Our findings underscore that AQAM-related lone actors remain a significant threat to homeland security, with 34 percent of all homicide events and 53 percent of all failed and foiled plots attributed to lone perpetrators. In response to this, more comparative research needs to be done on potential precipitating factors associated with lone actors, offenders operating in small cells, and group-based actors. In particular, the role of mental illness in the process of radicalization to violence should be more closely examined. Open source materials revealed that several lone actors who perpetrated homicide events suffered from severe mental illnesses prior to their attacks.

Finally, many have suggested that attacks committed by violent AQAM-related lone actors are more difficult to prevent than group-based attacks. Nonetheless, over half of all failed and foiled plots involved lone-actor offenders. Moreover, it does not appear that “successful” fatal attacks were much more likely to be perpetrated by lone actors. Future research will use ECDB data to look in more depth at the different ways that violent plots by AQAM-related lone actors, small cells, and large group-based actors have been prevented.

¹⁶ Preliminary analyses indicated that approximately 33 percent of plots were foiled by FBI operatives, and approximately 23 percent were foiled with help from FBI informants.

References

- Chermak, S.M., Freilich, J.D., Parkin, W., & Lynch, J.P. (2012). American terrorism and extremist crime data sources and selectivity bias: An investigation focusing on homicide events committed by far-right extremists. *Journal of Quantitative Criminology*, 28(1), 191-218.
- Erez, E., Weimann, G., & Weisburd, A. (2011). *Jihad, crime and the Internet: Content analysis of jihadist forum discussions*. Final Report submitted to the National Institute of Justice in fulfillment of requirements for Award Number 2006-IJ-CX-0038.
- Federal Bureau of Investigation. (1997). *Terrorism in the United States: 1997*. Washington, DC: US Government Printing Office.
- Freilich, J.D., Chermak, S.M., Belli, R., Gruenewald, J., & Parkin, W.S. (2014). Introducing the United States Extremist Crime Database (ECDB). *Terrorism and Political Violence*, 26(2), 372-384.
- Freilich, J.D., Chermak, S.M., & Simone, J. Jr. (2009). Surveying American state police agencies about terrorism threats, terrorism sources, and terrorism definitions. *Terrorism and Political Violence*, 21(3), 450-475.
- Gruenewald, J.A., & Pridemore, W.A. (2012). A comparison of ideologically-motivated homicides from the new Extremist Crime Database and homicides from the Supplementary Homicides Reports using multiple imputation by chained equations to hand missing values. *Journal of Quantitative Criminology*, 28, 141-162.
- Gruenewald, J., Chermak, S., Freilich, J.D. (2013). Distinguishing “loner” attacks from other domestic extremist violence. *Criminology & Public Policy*, 12(1), 1-27.
- Gruenewald, J., Chermak, S., & Freilich, J.D. (2013a). Lone wolves and far-right terrorism in the United States. *Studies in Conflict and Terrorism*, 36, 1005-1024.
- LaFree, Gary. (2010). The Global Terrorism Database: Accomplishments and challenges. *Perspectives on Terrorism*, 4, 24-46.
- LaFree, G. & Dugan, L. (2007). Introducing the Global Terrorism Database. *Terrorism and Political Violence*, 19, 181-204.
- Sageman, M. (2004). *Understanding terrorist networks*. Philadelphia: University of Pennsylvania Press.

Appendix

Description of Incident	Year	# Offenders	# Victims Killed	Type of Victim/Target	Type of Intended Victim/Target	Weapon (Actual or Intended)	Category	City (Actual or Intended)	State (Actual or Intended)
AQAM-Related Homicide Events									
Offender assassinated Jewish leader following a public event and was then shot and injured by law enforcement.	1990	1	1	Citizen, Law Enforcement	--	Gun	Homicide	New York	NY
Five members of Al-Fuqra stabbed Muslim victim to death after he was deemed a "heretic".	1990	5	1	Citizen	--	Knife/Sharp Object	Homicide	Tucson	AZ
Offender shot 7 CIA agents while in a vehicle just outside of their headquarters, killing 2 and injuring 5 others.	1993	1	2	Law Enforcement	--	Gun	Homicide	Langley	VA
Multiple offenders were responsible for a truck bomb in the garage of the north World Trade Center tower killing 6, and injuring over a thousand others.	1993	8	6	Citizens	--	Bomb	Homicide	New York City	NY
Offender shot at a van holding 15 Jewish boys, killing 3 and injuring 4 others.	1994	1	3	Citizens/Social Minority Group	--	Gun	Homicide	New York City	NY
Inmate used sharp object to kill one correctional officer and injure another at the behest of radical prison group.	1997	1	1	Correctional Officer	--	Knife/Sharp Object	Homicide	Lompoc	CA
Offender shot at police officers attempting to serve a warrant, killing one and injuring another.	2000	1	1	Law Enforcement	--	Knife/Sharp Object	Homicide	Atlanta	GA
Offenders hijacked an airliner on 9/11 and crashed it into World Trade Center North Tower, killing and injuring thousands.	2001	27	1000s	Citizens & Law Enforcement	--	Airliner	Homicide	New York City	NY

Description of Incident	Year	# Offenders	# Victims Killed	Type of Victim/Target	Type of Intended Victim/Target	Weapon (Actual or Intended)	Category	City (Actual or Intended)	State (Actual or Intended)
Offenders hijacked and airliner on 9/11 and crashed it into World Trade Center South Tower, killing and injuring thousands.	2001	27	1000s	Citizens & Law Enforcement	--	Airliner	Homicide	New York City	NY
Offenders hijacked airliner on 9/11 and crashed it into the Pentagon building, killing 184 and injuring many more.	2001	27	184	Military & Citizens	--	Airliner	Homicide	Washington, D.C.	D.C.
Offenders hijacked airliner on 9/11 and crashed it into a Pennsylvania field, killing 40.	2001	27	40	Citizens	--	Airliner	Homicide	Shanksville	PA
Offender shot and killed 1 law enforcement officer responding to burglary.	2001	1	1	Law Enforcement	--	Knife/Sharp Object	Homicide	Dunlap	CA
Offender opened fire at LAX airport, killing 2 and injuring several others.	2002	1	2	Citizens	--	Gun	Homicide	Los Angeles	CA
Two offenders shot and killed 1 victim prior to DC Metro Area (Beltway Sniper) killing spree.	2002	2	1	Citizens	--	Gun	Homicide	Tacoma	WA
Two offenders shot and killed 1 victim prior to DC Metro Area (Beltway Sniper) killing spree.	2002	2	1	Citizens	--	Gun	Homicide	Tucson	AZ
Two offenders shot and killed 1 victim prior to DC Metro Area (Beltway Sniper) killing spree.	2002	2	1	Citizens	--	Gun	Homicide	Atlanta	GA
Two offenders shot and killed 1 victim prior to DC Metro Area (Beltway Sniper) killing spree.	2002	2	1	Citizens	--	Gun	Homicide	Denton	TX
Two offenders shot and killed 1 victim prior to DC Metro Area (Beltway Sniper) killing spree.	2002		1	Citizens	--	Gun	Homicide	Baton Rouge	LA
Two offenders shot and killed 1 victim and injured another at liquor store prior to DC Metro Area (Beltway Sniper) killing spree.	2002	2	1	Citizens	--	Gun	Homicide	Montgomery	AL

Description of Incident	Year	# Offenders	# Victims Killed	Type of Victim/Target	Type of Intended Victim/Target	Weapon (Actual or Intended)	Category	City (Actual or Intended)	State (Actual or Intended)
Two offenders shot and killed 1 victim at a grocery store during the DC Metro (Beltway Sniper) killing spree.	2002	2	1	Citizens	--	Gun	Homicide	Wheaton	MD
Two offenders shot and killed 1 victim outside of a car dealership during the DC Metro (Beltway Sniper) killing spree.	2002	2	1	Citizens	--	Gun	Homicide	Arlington	VA
Two offenders shot and killed 1 victim at a gas station during the DC Metro Area (Beltway Sniper) killing spree.	2002	2	1	Citizens	--	Gun	Homicide	Aspen Hill	MD
Two offenders shot and killed 1 victim outside a post office during the DC Metro Area (Beltway Sniper) killing spree.	2002	2	1	Citizens	--	Gun	Homicide	Silver Springs	MD
Two offenders shot and killed 1 victim at a gas station during the DC Metro Area (Beltway Sniper) killing spree.	2002	2	1	Citizens	--	Gun	Homicide	Kensington	MD
Two offenders shot and killed 1 bus driver during the DC Metro Area (Beltway Sniper) killing spree.	2002	2	1	Citizens	--	Gun	Homicide	Aspen Hill	MD
Two offenders shot and killed 1 victim on the street during the DC Metro Area (Beltway Sniper) killing spree.	2002	2	1	Citizens	--	Gun	Homicide	Washington, D.C.	DC
Two offenders shot and killed 1 victim at a gas station during the DC Metro Area (Beltway Sniper) killing spree.	2002	2	1	Citizens	--	Gun	Homicide	Manhassas	VA
Two offenders shot and killed 1 victim outside of a shopping center during the DC Metro Area (Beltway Sniper) killing spree.	2002	2	1	Citizens	--	Gun	Homicide	Montgomery County	VA
Offender went on driving rampage killing one and injuring many others.	2006	2	1	Citizens	--	Vehicle	Homicide	Fremont	CA
Offender shot 7 victims at a Jewish institution, killing 1 and injuring 6 others.	2006	2	1	Citizens/Social Minority Group	--	Gun	Homicide	Seattle	WA

Description of Incident	Year	# Offenders	# Victims Killed	Type of Victim/Target	Type of Intended Victim/Target	Weapon (Actual or Intended)	Category	City (Actual or Intended)	State (Actual or Intended)
Offender opened fire in shopping mall, killing and injuring several shoppers before being killed.	2007	1	5	Citizens	--	Gun	Homicide	Salt Lake City	UT
Offender shot 2 members of the Army outside of a recruiting station, killing one and injuring another.	2009	1	1	Military	--	Gun	Homicide	Little Rock	AR
Offender shot and killed 12 soldiers, 1 civilian, and injured 32 others at Fort Hood Army base.	2009	1	13	Military & Citizens	--	Gun	Homicide	Killeen	TX
Two offenders detonated a bomb during the Boston Marathon, killing 3 and injuring nearly three hundred more.	2013	2	3	Citizens	--	Bomb	Homicide	Boston	MA
Two offenders shot and killed campus police officer during traffic stop.¹⁷	2013	2	1	Law Enforcement	--	Gun	Homicide	Cambridge	MA

¹⁷ One offender was subsequently killed and is also suspected of being involved in a triple homicide two years prior to this attack. Because the offender was not charged for the crime and was killed while committing another seemingly unrelated crime, the triple homicide was not included in this report.

Description of Incident	Year	# Offenders	# Victims Killed	Type of Victim/Target	Type of Intended Victim/Target	Weapon (Actual or Intended)	Category	City (Actual or Intended)	State (Actual or Intended)
Category 1 and 2 AQAM-Related Plots									
Thirteen offenders arrested for plotting to assassinate New York Assemblyman.	1993	13	--	--	Political or Government	Bomb	C1 Plot	New York City	NY
Thirteen offenders arrested for plotting to attack the United Nations Headquarters.	1993	13	--	--	Political or Government	Bomb	C1 Plot	New York City	NY
Thirteen offenders arrested for plotting to bomb the Lincoln Tunnel.	1993	13	--	--	Infrastructure	Bomb	C1 Plot	New York City	NY
Thirteen offenders arrested for plotting to bomb the Holland Tunnel.	1993	13	--	--	Infrastructure	Bomb	C1 Plot	New York City	NY
Thirteen offenders arrested for plotting to bomb the George Washington Bridge.	1993	13	--	--	Infrastructure	Bomb	C1 Plot	New York City	NY
Thirteen offenders arrested for plotting to bomb the FBI's New York office.	1993	13	--	--	Law Enforcement	Bomb	C1 Plot	New York City	NY
Two offenders plotted to bomb the NYC Atlantic Ave. subway system.	1997	2	--	--	Transportation	Bomb	C1 Plot	New York City	NY
Three offenders plotted to blow up an airport.	1999	3	--	--	Transportation	Bomb	C1 Plot	Los Angeles	CA
Offender attacked federal correctional officer.	2000	1	--	--	Law Enforcement	Knife	C1 Plot	New York City	New York
Three offenders plotted to attack bank.	2001	3	--	--	Business or Commercial	Unclear	C1 Plot	New York City	NY
Three offenders plotted to attack International Monetary Fund Headquarters.	2001	3	--	--	Political or Government	Unclear	C1 Plot	Washington, D.C.	D.C.
Three offenders plotted to attack the World Bank Headquarters.	2001	3	--	--	Political or Government	Unclear	C1 Plot	Washington D.C.	D.C.
Three offenders plotted to attack the Prudential Corporate Plaza.	2001	3	--	--	Business or Commercial	Unclear	C1 Plot	Newark	NJ

Description of Incident	Year	# Offenders	# Victims Killed	Type of Victim/Target	Type of Intended Victim/Target	Weapon (Actual or Intended)	Category	City (Actual or Intended)	State (Actual or Intended)
Three offenders plotted to attack the New York Stock Exchange.	2001	3	--	--	Business or Commercial	Unclear	C1 Plot	New York City	NY
Offender stole an airplane and flew it into a Bank of America building, killing himself.	2002	1	--	--	Business or Commercial	Airplane	C1 Plot	Tampa	FL
Offender plotted to attack unnamed FBI agents and prosecutors.	2002	1	--	--	Law Enforcement	Knife	C2 Plot	Fort Dix	NJ
Offender attempted to blow up plane using explosive materials hidden in his shoes.	2001	1	--	--	Transportation	Bomb	C1 Plot	Miami	FL
Two offenders plotted to attack the Florida National Guard Armory.	2002	2	--	--	Military	Bomb	C1 Plot	Miami Metro Area	FL
Two offenders plotted to attack electrical substations.	2002	2	--	--	Infrastructure	Bomb	C2 Plot	Miami Metro Area	FL
Two offenders plotted to attack Jewish businesses.	2002	2	--	--	Social Minority Group	Bomb	C2 Plot	Miami Metro Area	FL
Two offenders plotted to attack the Jewish Consulate in Miami.	2002	2	--	--	Social Minority Group	Bomb	C1 Plot	Miami Metro Area	FL
Two offenders plotted to attack a Jewish Community Center in Aventura, FL.	2002	2	--	--	Social Minority Group	Bomb	C1 Plot	Miami Metro Area	FL
Two offenders plotted to attack Jewish Community Center in Broward.	2002	2	--	--	Social Minority Group	Bomb	C1 Plot	Miami Metro Area	FL
Two offenders plotted to attack Mount Rushmore.	2002	2	--	--	National Landmark	Bomb	C1 Plot	Keystone	SD
Offender plotted to sabotage the Brooklyn Bridge.	2003	1	--	--	Infrastructure	Other	C1 Plot	New York City	NY
Offender plotted to blow up bridges and ships near and around Miami, FL.	2003	1	--	--	Infrastructure	Bomb	C1 Plot	Miami	FL
Offender plotted to blow up mall in Ohio.	2003	1	--	--	Business or Commercial	Bomb	C2 Plot	Columbus	OH

Description of Incident	Year	# Offenders	# Victims Killed	Type of Victim/Target	Type of Intended Victim/Target	Weapon (Actual or Intended)	Category	City (Actual or Intended)	State (Actual or Intended)
Two offenders plotted to attack airplanes in New York City.	2003	2	--	--	Transportation	Other	C2 Plot	New York City	NY
Two offenders plotted to attack a foreign ambassador.	2003	2	--	--	Political or Government	Gun	C1 Plot	New York City	NY
Two offenders plotted to attack United Nations Headquarters.	2003	2	--	--	Political or Government	Unclear	C1 Plot	New York City	NY
Offender plotted to assassinate the President of the United States.	2003	1	--	--	Political or Government	Gun	C1 Plot	Unclear	--
Offender plotted to attack members of the U.S. Senate.	2003	1	--	--	Political or Government	Unclear	C2 Plot	Unclear	--
Offender plotted to assassinate or kidnap members of the U.S. military.	2003	1	--	--	Military	Gun	C2 Plot	Unclear	--
Offender plotted to explode warplanes at U.S. military bases.	2003	1	--	--	Political or Government	Bomb	C2 Plot	Unclear	--
Offender plotted to fly airplanes into U.S. nuclear facilities.	2003	1	--	--	Resources/Utility	Airplane	C2 Plot	Unclear	--
Offenders plotted to fly a plane into the Library Tower.	2003	18	--	--	Business or Commercial	Airplane	C1 Plot	Los Angeles	CA
Offender plotted to attack Jewish centers.	2004	1	--	--	Social Minority Group	Bomb	C2 Plot	Nashville	TN
Two offenders plotted to blow up specific subway station (59 th and Lexington).	2004	2	--	--	Transportation	Bomb	C1 Plot	New York City	NY
Two offenders plotted to blow up specific subway station (42 nd and Times Square).	2004	2	--	--	Transportation	Bomb	C1 Plot	New York City	NY
Two offenders plotted to blow up Verrazano-Narrows Bridge.	2004	2	--	--	Infrastructure	Bomb	C1 Plot	New York City	NY
Two offenders plotted to blow up a jail in Staten Island.	2004	2	--	--	Law Enforcement	Bomb	C1 Plot	New York City	NY
Two offenders plotted to blow up the Staten Island Police Department.	2004	2	--	--	Law Enforcement	Bomb	C1 Plot	New York City	NY

Description of Incident	Year	# Offenders	# Victims Killed	Type of Victim/Target	Type of Intended Victim/Target	Weapon (Actual or Intended)	Category	City (Actual or Intended)	State (Actual or Intended)
Two offenders plotted to use nuclear weapons against the U.S. Army.	2004	2	--	--	Military	Nuclear	C2 Plot	New York City	NY
Two offenders plotted to assassinate Bill Gates.	2004	2	--	--	Citizen	Bomb	C1 Plot	Unclear	--
Two offenders plotted to blow up specific subway station (34 th and Herald Square).	2004	2	--	--	Transportation	Bomb	C1 Plot	New York City	NY
Offender plotted to provide al-Qa'ida with materials to blow up federal building.	2004	1	--	--	Political or Government	Bomb	C1 Plot	Chicago	IL
Offender plotted to bomb natural gas refinery.	2005	1	--	--	Resources/Utility	Bomb	C1 Plot	Opal	WY
Offender plotted to bomb pipeline.	2005	1	--	--	Resources/Utility	Bomb	C1 Plot	Unclear	--
Offender plotted to bomb oil refinery.	2005	1	--	--	Resources/Utility	Bomb	C1 Plot	Perth Amboy	NJ
Four offenders plotted to attack the Los Angeles Airport.	2005	4	--	--	Transportation	Gun	C1 Plot	Los Angeles	CA
Four offenders plotted to attack Los Angeles area synagogues.	2005	4	--	--	Social Minority Group	Gun	C2 Plot	Los Angeles	CA
Four offenders plotted to attack the Los Angeles Israeli Consulate.	2005	4	--	--	Political or Government	Gun	C1 Plot	Los Angeles	CA
Four offenders plotted to attack Los Angeles area military bases and stations.	2005	4	--	--	Military	Gun	C2 Plot	Los Angeles	CA
Four offenders plotted to attack the military base in Manhattan Beach.	2005	4	--	--	Military	Gun	C1 Plot	Manhattan Beach	CA
Four offenders plotted to attack military bases in the U.S.	2005	4	--	--	Military	Gun	C2 Plot	Unclear	--
Four offenders plotted to attack military recruiting centers in the U.S.	2005	4	--	--	Military	Gun	C2 Plot	Unclear	--
Four offenders plotted to attack a Jewish camp.	2005	4	--	--	Social Minority Group	Gun	C1 Plot	Malibu	CA
Four offenders plotted to attack the U.S. Army National Guard.	2005	4	--	--	Military	Gun	C2 Plot	Los Angeles	CA

Description of Incident	Year	# Offenders	# Victims Killed	Type of Victim/Target	Type of Intended Victim/Target	Weapon (Actual or Intended)	Category	City (Actual or Intended)	State (Actual or Intended)
Offender detonated bomb killing himself outside of packed University football stadium.	2005	1	--	--	Citizens	Bomb	C1 Plot	Norman	OK
Offender drove a rented jeep through a university campus injuring nine students.	2006	1	--	--	Citizens	Automobile	C1 Plot	Chapel Hill	NC
Two offenders plotted to attack the U.S. Capitol Building.	2006	2	--	--	Political or Government	Bomb	C1 Plot	Washington, D.C.	D.C.
Two offenders plotted to attack the World Bank Headquarters.	2006	2	--	--	Political or Government	Bomb	C1 Plot	Washington, D.C.	D.C.
Two offenders plotted to attack the Masonic Temple.	2006	2	--	--	Social Minority Group	Bomb	C1 Plot	Alexandria	VA
Two offenders plotted to attack a fuel tank farm.	2006	2	--	--	Resources/Utility	Bomb	C1 Plot	Unclear	VA
Two offenders plotted to attack a military base.	2006	2	--	--	Military	Bomb	C1 Plot	Marietta	GA
Two offenders plotted to attack U.S. GPS satellite system.	2006	2	--	--	Infrastructure	Bomb	C1 Plot	Unclear	--
Offender went on driving rampage and injured several pedestrians (attempted homicide).	2006	2	1	--	Citizens	Vehicle	C1 Plot	San Francisco	CA
Seven offenders plotted to bomb a FBI field office.	2006	7	--	--	Law Enforcement	Bomb	C1 Plot	Miami	FL
Seven offenders plotted to bomb Sears/Willis Tower.	2006	7	--	--	Citizens	Bomb	C1 Plot	Chicago	IL
Seven offenders plotted to bomb a FBI field office.	2006	7	--	--	Law Enforcement	Bomb	C1 Plot	Los Angeles	CA
Seven offenders plotted to bomb Hollywood studios.	2006	7	--	--	Business or Commercial	Bomb	C1 Plot	Hollywood	CA
Seven offenders plotted to bomb the Empire State Building.	2006	7	--	--	Citizens	Bomb	C1 Plot	New York City	NY

Description of Incident	Year	# Offenders	# Victims Killed	Type of Victim/Target	Type of Intended Victim/Target	Weapon (Actual or Intended)	Category	City (Actual or Intended)	State (Actual or Intended)
Seven offenders plotted to bomb the Empire State Building.	2006	7	--	--	Citizens	Bomb	C1 Plot	New York City	NY
Seven offenders plotted to bomb a FBI field office.	2006	7	--	--	Law Enforcement	Bomb	C1 Plot	Chicago	IL
Seven offenders plotted to bomb a FBI field office.	2006	7	--	--	Law Enforcement	Bomb	C1 Plot	New York City	NY
Seven offenders plotted to bomb a FBI field office.	2006	7	--	--	Law Enforcement	Bomb	C1 Plot	Washington, D.C.	D.C.
Offender plotted to bomb a county courthouse.	2006	1	--	--	Political or Government	Bomb	C1 Plot	Sycamore	IL
Offender plotted to attack low-flying commercial airliners.	2006	1	--	--	Transportation	Bomb	C1 Plot	Unclear	IL
Offender plotted to bomb local government facilities.	2006	1	--	--	Political or Government	Bomb	C2 Plot	Rockford	IL
Offender plotted to attack Jewish persons.	2006	1	--	--	Social Minority Group	Knife	C2 Plot	Unclear	IL
Offender plotted to attack synagogues.	2006	1	--	--	Social Minority Group	Bomb	C2 Plot	Unclear	IL
Offender plotted to attack local judge.	2006	1	--	--	Law Enforcement	Unclear	C1 Plot	Unclear	IL
Offender plotted to attack City Hall.	2006	1	--	--	Political or Government	Bomb	C1 Plot	Rockford	IL
Offender plotted to attack shopping mall.	2006	1	--	--	Business or Commercial	Bomb	C1 Plot	Rockford	IL
Six offenders plotted to go on shooting spree at Fort Dix.	2007	6	--	--	Military	Gun	C1 Plot	Fort Dix	NJ
Six offenders plotted to go on shooting spree at college football game.	2007	6	--	--	Citizens	Gun	C1 Plot	Philadelphia	PA
Six offenders plotted to go on shooting spree at Philadelphia Airport.	2007	6	--	--	Transportation	Gun	C1 Plot	Philadelphia	PA

Description of Incident	Year	# Offenders	# Victims Killed	Type of Victim/Target	Type of Intended Victim/Target	Weapon (Actual or Intended)	Category	City (Actual or Intended)	State (Actual or Intended)
Six offenders plotted to go on shooting spree at Fort Monmouth.	2007	6	--	--	Military	Gun	C1 Plot	Oceanport	NJ
Six offenders plotted to go on shooting spree at Lakehurst Naval Air Station.	2007	6	--	--	Military	Gun	C1 Plot	Jackson	NJ
Six offenders plotted to go on shooting spree at Dover Air Force Base.	2007	6	--	--	Military	Gun	C1 Plot	Dover	DE
Six offenders plotted to go on shooting spree at Coast Guard Station.	2007	6	--	--	Military	Gun	C1 Plot	Philadelphia	PA
Four offenders plotted to blow up pipelines leading to JFK Airport.	2007	4	--	--	Transportation	Bomb	C1 Plot	New York City	NY
Offender plotted to attack Animal Disease Center.	2008	1	--	--	Other	Unclear	C1 Plot	New York City	NY
Offender plotted to attack Empire State Building.	2008	1	--	--	Business or Commercial	Unclear	C1 Plot	New York City	NY
Offender plotted to attack Statue of Liberty.	2008	1	--	--	National Landmark	Unclear	C1 Plot	New York City	NY
Offender plotted to attack Animal Disease Center.	2008	1	--	--	Other	Unclear	C1 Plot	New York City	NY
Offender plotted to attack Wall Street.	2008	1	--	--	Business or Commercial	Unclear	C1 Plot	New York City	NY
Offender plotted to attack subway system.	2008	1	--	--	Transportation	Unclear	C1 Plot	New York City	NY
Offender plotted to attack Brooklyn Bridge.	2008	1	--	--	Infrastructure	Unclear	C1 Plot	New York City	NY
Offender plotted to attack former President Jimmy Carter.	2008	1	--	--	Political or Government	Biological	C1 Plot	Unclear	--
Offender plotted to attack former President George Bush.	2008	1	--	--	Political or Government	Biological	C1 Plot	Unclear	--
Offender plotted to attack former President Bill Clinton.	2008	1	--	--	Political or Government	Biological	C1 Plot	Unclear	--

Description of Incident	Year	# Offenders	# Victims Killed	Type of Victim/Target	Type of Intended Victim/Target	Weapon (Actual or Intended)	Category	City (Actual or Intended)	State (Actual or Intended)
Offender attempted to set off explosives attached to his body while during flight.	2009	1	--	--	Transportation	Bomb	C1 Plot	Detroit	MI
Two offenders plotted to “shoot up” shopping malls in the United States.	2009	2	--	--	Business or Commercial	Gun	C2 Plot	Boston	MA
Three offenders plotted to use missiles against planes at the New York Air National Guard.	2009	3	--	--	Military	Missiles	C1 Plot	Newburgh	NY
Three offenders plotted to bomb a Jewish Center.	2009	3	--	--	Social Minority Group	Bomb	C1 Plot	Riverdale	NY
Three offenders plotted to use bomb a Temple.	2009	3	--	--	Social Minority Group	Bomb	C1 Plot	Riverdale	NY
Offender and followers plotted to bomb the Super Bowl.	2009	11	--	--	Citizens	Bomb	C1 Plot	Detroit	MI
Offender and followers plotted to bomb the McNamera federal building.	2009	11	--	--	Political or Government	Bomb	C1 Plot	Detroit	MI
Offender discussed blowing self up when approached by police.	2009	1	--	--	Law Enforcement	Bomb	C1 Plot	Detroit	MI
Offender and followers plotted to bomb Washington, D.C.	2009	11	--	--	Unclear	Bomb	C1 Plot	Washington, D.C.	D.C.
Offender plotted to bomb the Dallas-Fort Worth Airport.	2009	1	--	--	Transportation	Bomb	C1 Plot	Dallas	TX
Offender plotted to bomb the National Guard Armory.	2009	1	--	--	Military	Bomb	C1 Plot	Dallas	TX
Offender plotted to bomb banks.	2009	1	--	--	Business or Commercial	Bomb	C2 Plot	Dallas	TX
Offender plotted to bomb credit card companies.	2009	1	--	--	Business or Commercial	Bomb	C2 Plot	Dallas	TX
Offender plotted to bomb Fountain Place Office Tower.	2009	1	--	--	Business or Commercial	Bomb	C1 Plot	Dallas	TX
Three offenders plotted to commit a suicide bombing at Grand Central subway station.	2009	3	--	--	Transportation	Bomb	C1 Plot	New York City	NY

Description of Incident	Year	# Offenders	# Victims Killed	Type of Victim/Target	Type of Intended Victim/Target	Weapon (Actual or Intended)	Category	City (Actual or Intended)	State (Actual or Intended)
Three offenders plotted to commit a suicide bombing at Wall Street subway station.	2009	3	--	--	Transportation	Bomb	C1 Plot	New York City	NY
Three offenders plotted to commit a suicide bombing at movie theaters.	2009	3	--	--	Citizens	Bomb	C2 Plot	New York City	NY
Three offenders plotted to commit a suicide bombing at baseball stadiums.	2009	3	--	--	Citizens	Bomb	C2 Plot	New York City	NY
Three offenders plotted to commit a suicide bombing at Fashion Week events.	2009	3	--	--	Citizens	Bomb	C1 Plot	New York City	NY
Three offenders plotted to commit a suicide bombing on freeway.	2009	3	--	--	Citizens	Automobile	C1 Plot	New York City	NY
Three offenders plotted to commit a suicide bombing at Times Square subway station.	2009	3	--	--	Transportation	Bomb	C1 Plot	New York City	NY
Offender plotted to bomb the Paul Findley federal building.	2009	1	--	--	Political or Government	Bomb	C1 Plot	Springfield	IL
Offender plotted to bomb the office of U.S. Congressman Aaron Schrock.	2009	1	--	--	Political or Government	Bomb	C1 Plot	Springfield	IL
Offender plotted to bomb banks.	2009	1	--	--	Business or Commercial	Bomb	C2 Plot	Springfield	IL
Offender plotted to bomb police stations.	2009	1	--	--	Law Enforcement	Bomb	C2 Plot	Springfield	IL
Offender plotted to bomb first responders to prior attacks.	2009	1	--	--	Citizens	Bomb	C2 Plot	Springfield	IL
Eight offenders plotted to attack a Marine Corps base.	2009	8	--	--	Military	Gun	C1 Plot	Quantico	VA
Offender attempted to set off car bomb in New York City Times Square.	2010	1	--	--	Business or Commercial	Bomb	C1 Plot	New York City	NY
Offender attempted to bomb Christmas tree lighting ceremony.	2010	1	--	--	Citizens	Bomb	C1 Plot	Portland	OR
Offender plotted to bomb Arlington Cemetery subway station.	2010	1	--	--	Transportation	Bomb	C1 Plot	Washington, D.C.	D.C.

Description of Incident	Year	# Offenders	# Victims Killed	Type of Victim/Target	Type of Intended Victim/Target	Weapon (Actual or Intended)	Category	City (Actual or Intended)	State (Actual or Intended)
Offender plotted to bomb Pentagon subway station.	2010	1	--	--	Transportation	Bomb	C1 Plot	Washington, D.C.	D.C.
Offender plotted to bomb Crystal City subway station.	2010	1	--	--	Transportation	Bomb	C1 Plot	Washington, D.C.	D.C.
Offender plotted to bomb Arlington Court House station.	2010	1	--	--	Transportation	Bomb	C1 Plot	Washington, D.C.	D.C.
Offender plotted to bomb hotel.	2010	1	--	--	Business or Commercial	Bomb	C2 Plot	Washington, D.C.	D.C.
Offender plotted to destroy U.S. Army recruiting centers.	2010	1	--	--	Military	Bomb	C2 Plot	Unclear	MD
Offender plotted to bomb Andrews Air Force Base.	2010	1	--	--	Military	Bomb	C1 Plot	Joint Base Andrews	MD
Offender attempted to detonate bomb at Armed Forces Career Center.	2010	1	--	--	Military	Bomb	C2 Plot	Baltimore	MD
Offender shot at National Museum of the Marine Corps.	2010	1	--	--	National Landmark	Gun	C1 Plot	Triangle	VA
Offender shot at Pentagon.	2010	1	--	--	Military	Gun	C1 Plot	Arlington	VA
Offender shot at Marine recruiting office.	2010	1	--	--	Military	Gun	C1 Plot	Chantilly	VA
Offender shot at U.S. Coast Guard recruiting office.	2010	1	--	--	Military	Gun	C1 Plot	Woodbridge	VA
Offender shot at National Museum of the Marine Corps (for the second time).	2010	1	--	--	National Landmark	Gun	C1 Plot	Triangle	VA
Two offenders plotted to attack those who spoke against Islam.	2010	2	--	--	Citizens	Gun	C2 Plot	Unclear	--
Offender plotted to blow up a sports stadium.	2010	1	--	--	Citizens	Bomb	C2 Plot	Chicago	IL
Three offenders plotted to blow up the New York Stock Exchange.	2010	1	--	--	Business or Commercial	Bomb	C1 Plot	New York City	NY
Offenders assaulted officer before being killed by police.	2011	1	--	--	Law Enforcement	Gun	C1 Plot	Marietta	GA

Description of Incident	Year	# Offenders	# Victims Killed	Type of Victim/Target	Type of Intended Victim/Target	Weapon (Actual or Intended)	Category	City (Actual or Intended)	State (Actual or Intended)
Offender plotted to bomb former President Bush's home.	2011	1	--	--	Political or Government	Bomb	C1 Plot	Dallas	TX
Offender plotted to bomb U.S. dams.	2011	1	--	--	Infrastructure	Bomb	C2 Plot	Unclear	--
Offender plotted to bomb hydroelectric dams.	2011	1	--	--	Infrastructure	Bomb	C2 Plot	Unclear	--
Offender plotted to bomb NYC streets.	2011	1	--	--	Infrastructure	Bomb	C2 Plot	New York City	NY
Offender plotted to bomb Dallas nightclub.	2011	1	--	--	Business or Commercial	Bomb	C1 Plot	Dallas	TX
Offender plotted to bomb homes of unnamed former Abu Ghraib guards.	2011	1	--	--	Infrastructure	Bomb	C2 Plot	Unclear	--
Two offenders plotted to attack military installation.	2011	2	--	--	Military	Gun	C1 Plot	Seattle	WA
Two offenders plotted to attack Joint Base Lewis-McChord.	2011	2	--	--	Military	Gun	C1 Plot	Fort Lewis	WA
Two offenders plotted to attack people in military uniforms.	2011	2	--	--	Military	Gun	C1 Plot	Seattle	WA
Offender plotted to bomb restaurant frequented by Fort Hood soldiers.	2011	1	--	--	Military	Bomb	C1 Plot	Killeen	TX
Two offenders plotted to bomb synagogues in Manhattan.	2011	2	--	--	Social Minority Group	Bomb	C2 Plot	New York City	NY
Two offenders plotted to bomb the Empire State Building.	2011	2	--	--	Business or Commercial	Bomb	C1 Plot	New York City	NY
Two offenders plotted to kill Jewish persons.	2011	2	--	--	Social Minority Group	Bomb	C2 Plot	New York City	NY
Two offenders plotted to bomb a church.	2011	2	--	--	Social Minority Group	Bomb	C2 Plot	New York City	NY
Offender plotted to bomb the Pentagon.	2011	1	--	--	Military	Bomb	C1 Plot	Washington, D.C.	D.C.
Offenders plotted armed ground assault.	2011	1	--	--	Political or Government	Bomb	C1 Plot	Washington, D.C.	D.C.

Description of Incident	Year	# Offenders	# Victims Killed	Type of Victim/Target	Type of Intended Victim/Target	Weapon (Actual or Intended)	Category	City (Actual or Intended)	State (Actual or Intended)
Offender plotted to bomb U.S. Capitol Building.	2011	1	--	--	Military	Bomb	C1 Plot	Washington, D.C.	D.C.
Offender plotted to bomb subway stop.	2011	1	--	--	Transportation	Bomb	C2 Plot	Washington, D.C.	D.C.
Offender plotted to bomb military base.	2011	1	--	--	Military	Bomb	C2 Plot	Unclear	CO
Offender plotted to bomb a police station.	2011	1	--	--	Law Enforcement	Bomb	C1 Plot	Bayonne	NJ
Offender plotted to bomb police vehicles.	2011	1	--	--	Law Enforcement	Bomb	C2 Plot	New York City	NY
Offender plotted to bomb post offices.	2011	1	--	--	Political or Government	Bomb	C2 Plot	New York City	NJ
Offender plotted to attack returning veterans.	2011	1	--	--	Military	Bomb	C2 Plot	New York City	NY
Offender plotted to bomb the USS Intrepid.	2011	1	--	--	Military	Bomb	C1 Plot	New York City	NY
Offender plotted to bomb Islamic Center of America in Michigan.	2011	1	--	--	Social Minority Group	Bomb	C1 Plot	Dearborn	MI
Offender plotted to attack Tampa Bay area bridges.	2012	1	--	--	Infrastructure	Bomb	C2 Plot	Tampa	FL
Offender plotted to attack Tampa bar.	2012	1	--	--	Business or Commercial	Bomb	C2 Plot	Tampa	FL
Offender plotted to attack Tampa Bay area police departments.	2012	1	--	--	Law Enforcement	Bomb	C2 Plot	Tampa	FL
Offender plotted to attack Irish pub in Tampa.	2012	1	--	--	Business or Commercial	Bomb	C1 Plot	Tampa	FL
Offender attempted to detonate suicide bomb vest at U.S. Capitol.	2012	1	--	--	Political or Government	Bomb	C1 Plot	Washington, D.C.	D.C.
Offender plotted to bomb synagogue.	2012	1	--	--	Social Minority Group	Bomb	C2 Plot	Washington, D.C.	D.C.

Description of Incident	Year	# Offenders	# Victims Killed	Type of Victim/Target	Type of Intended Victim/Target	Weapon (Actual or Intended)	Category	City (Actual or Intended)	State (Actual or Intended)
Offender plotted to bomb homes of U.S. Army officials.	2012	1	--	--	Military	Bomb	C2 Plot	Washington, D.C.	D.C.
Offender plotted to bomb office of military officials.	2012	1	--	--	Military	Bomb	C1 Plot	Washington, D.C.	D.C.
Offender plotted to bomb restaurant next to military official offices.	2012	1	--	--	Military	Bomb	C1 Plot	Washington, D.C.	D.C.
Offender plotted to bomb military installation.	2012	1	--	--	Military	Bomb	C2 Plot	Washington, D.C.	D.C.
Three offenders plotted to behead witness in case against co-conspirators.	2012	3	--	--	Citizens	Knife	C1 Plot	Raleigh	NC
Offender plotted to bomb a Chicago bar.	2012	1	--	--	Business or Commercial	Bomb	C1 Plot	Chicago	IL
Offender plotted to bomb the Federal Reserve building.	2012	1	--	--	Political or Government	Bomb	C1 Plot	New York City	NY
Offender plotted to bomb the NY Stock Exchange.	2012	1	--	--	Political or Government	Bomb	C1 Plot	New York City	NY
Offender plotted to attack President Obama.	2012	1	--	--	Political or Government	Bomb	C1 Plot	New York City	NY
Three offenders plotted to attack Broadway theaters.	2012	3	--	--	Citizens	Bomb	C2 Plot	New York City	NY
Three offenders plotted to attack Wall Street.	2012	3	--	--	Business or Commercial	Bomb	C1 Plot	New York City	NY
Three offenders plotted to attack Times Square.	2012	3	--	--	Business or Commercial	Bomb	C1 Plot	New York City	NY
Offender attempted to attack FBI agents and was killed.	2013	1	--	--	Law Enforcement	Gun	C1 Plot	Orlando	FL
Offender plotted to bomb Bank of America.	2013	1	--	--	Business or Commercial	Bomb	C1 Plot	Oakland	CA
Offender plotted to bomb Federal Reserve Bank.	2013	1	--	--	Political or Government	Bomb	C1 Plot	San Francisco	CA

Description of Incident	Year	# Offenders	# Victims Killed	Type of Victim/Target	Type of Intended Victim/Target	Weapon (Actual or Intended)	Category	City (Actual or Intended)	State (Actual or Intended)
Two offenders plotted to have witnesses in their case killed.	2013	2	--	--	Citizens	Unclear	C1 Plot	New York City	NY
Offender plotted to bomb airport.	2013	1	--	--	Transportation	Bomb	C1 Plot	Wichita	KS