



# **Disaster Relief Fund: Monthly Report**

**as of July 31, 2020**

*August 7, 2020*

**Fiscal Year 2020 Report to Congress**



**Homeland  
Security**

*Federal Emergency Management Agency*

# Foreword from the Administrator

August 7, 2020

I am pleased to present the following, "Disaster Relief Fund: Monthly Report," which has been prepared by the Federal Emergency Management Agency.

This document has been compiled pursuant to language set forth in the Fiscal Year 2020 Department of Homeland Security Appropriations Act (P.L. 116-93) and the Coronavirus Aid, Relief, and Economic Security Act (P.L. 116-136).

Pursuant to congressional requirements, this report is being provided to the following Members of Congress:

The Honorable Lucille Roybal-Allard  
Chairwoman, House Appropriations Subcommittee on Homeland Security

The Honorable Chuck Fleischmann  
Ranking Member, House Appropriations Subcommittee on Homeland Security

The Honorable Shelley Moore Capito  
Chairman, Senate Appropriations Subcommittee on Homeland Security

The Honorable Jon Tester  
Ranking Member, Senate Appropriations Subcommittee on Homeland Security

Inquiries relating to this report may be directed to me at (202) 646-3900.

Sincerely,



Pete Gaynor  
Administrator  
Federal Emergency Management Agency





# Disaster Relief Fund: Monthly Report as of July 31, 2020

## Table of Contents

|     |   |    |
|-----|---|----|
| I.  | Legislative Language.....                                       | 1  |
| II. | Background.....   | 3  |
|     | Appendix A: Appropriations Summary.....                         | 4  |
|     | Appendix B: DRF Funding Activity.....                           | 5  |
|     | Appendix C: Obligations and Estimates by Spending Category..... | 13 |
|     | Appendix D: Allocations, Obligations, & Expenditures.....       | 14 |
|     | Appendix E: Fund Exhaustion Date.....                           | 22 |
|     | Appendix F: DRF Cost Estimation Bridge Table.....               | 23 |

# I. Legislative Language

This document has been compiled pursuant to language set forth in the Fiscal Year (FY) 2020 Department of Homeland Security Appropriations Act (P.L. 116-93) and the Coronavirus Aid, Relief, and Economic Security Act (P.L. 116-136).

P.L. 116-93 states:

The reporting requirements in paragraphs (1) and (2) under the heading "Federal Emergency Management Agency – Disaster Relief Fund" in the Department of Homeland Security Appropriations Act, 2015 (Public Law 114-4) shall be applied in fiscal year 2020 with respect to budget year 2021 and current fiscal year 2020, respectively –

- (1) in paragraph (1) by substituting "fiscal year 2021" for "fiscal year 2016"; and
- (2) in paragraph (2) by inserting "business" after "fifth".

P.L. 114-4 (referenced above) states:

*Provided*, That the Administrator of the Federal Emergency Management Agency shall submit to the Committees on Appropriations of the Senate and the House of Representatives the following reports, including a specific description of the methodology and the source data used in developing such reports.

(2) an estimate or actual amounts, if available, of the following for the current fiscal year shall be submitted not later than the fifth day of each month, and shall be published by the Administrator on the Agency's Web site not later than the fifth day of each month:

- (A) a summary of the amount of appropriations made available by source, the transfers executed, the previously allocated funds recovered, and the commitments, allocations, and obligations made;
- (B) a table of disaster relief activity delineated by month, including-
  - (i) the beginning and ending balances;
  - (ii) the total obligations to include amounts obligated for fire assistance, emergencies, surge, and disaster support activities;
  - (iii) the obligations for catastrophic events delineated by event and by state; and
  - (iv) the amount of previously obligated funds that are recovered;

(C) a summary of allocations, obligations, and expenditures for catastrophic events delineated by event;

(D) in addition, for a disaster declaration related to Hurricane Sandy, the cost of the following categories of spending: public assistance, individual assistance, mitigation, administrative, operations, and any other relevant category (including emergency measures and disaster resources); and

(E) the date on which funds appropriated will be exhausted...

P.L. 116-136 states:

*Provided further*, That every 30 days the Administrator shall provide the Committees on Appropriations of the Senate and the House of Representatives both projected and actual costs for funds provided under this heading for major disasters and any other expenses...

This report covers activities as of July 31, 2020.

## II. Background

P.L. 116-93 requires that the FEMA Administrator provide a report by the fifth business day of each month on the Disaster Relief Fund (DRF) that includes a funding summary, a table delineating DRF funding activities each month by state and event, a summary of the funding for the catastrophic events, and the fund exhaustion date, or end-of-fiscal-year balance.

P.L. 116-136 requires that both projected and actual costs for funds provided by it for major disasters and any other expenses be provided to the House and Senate Appropriations Committees.

Consequently, the following report elements are included:

1. Appendix A is an appropriations summary that includes a synopsis of the amount of appropriations made available by source, the transfers executed, the previously allocated funds recovered, and the commitments, allocations, and obligations.
2. Appendix B presents details on the DRF funding activities delineated by month.
3. Appendix C presents obligations and estimates by spending category for Hurricanes Sandy, Harvey, Irma, and Maria; Coronavirus Disease 2019 (COVID-19); and declarations since August 1, 2017.
4. Appendix D presents funding summaries for the current active catastrophic events including the allocations, obligations, and expenditures.
5. Appendix E presents the fund exhaustion date, or end-of-fiscal-year balance.
6. Appendix F presents a bridge table that provides explanation for the monthly and baseline change for all activities to include details for catastrophic events.

**Disaster Relief Fund Congressional Monthly Report**  
**as of July 31, 2020**  
(Dollars in Millions)

|   | Base            | Major<br>Declarations | Predisaster<br>Mitigation | Total            |
|---|-----------------|-----------------------|---------------------------|------------------|
| Carryover From FY 2019  | 505             | 28,470                | 383                       | 29,358           |
| FY 2020 Enacted <sup>(1)</sup>                                    | 511             | 17,352                | -                         | 17,863           |
| FY 2020 Recoveries  | 184             | 1,340                 | -                         | 1,524            |
| <b>Total Budget Authority</b>                                     | <b>1,200</b>    | <b>47,162</b>         | <b>383</b>                | <b>48,745</b>    |
| Coronavirus Aid, Relief, and Economic Security Act <sup>(2)</sup> | 5,000           | 40,000                | -                         | 45,000           |
| Rescission <sup>(1)</sup>   | (300)           | -                     | -                         | (300)            |
| Actual/Anticipated Transfers to DADLP <sup>(3)</sup>              | -               | (46)                  | -                         | (46)             |
| 6% for Predisaster Mitigation per DRRRA <sup>(4)</sup>            | -               | (107)                 | 107                       | -                |
| Transfers to OIG <sup>(2)</sup>                                   | (3)             | -                     | -                         | (3)              |
| Actual/Anticipated Transfers to USAID <sup>(5)</sup>              | (23)            | -                     | -                         | (23)             |
| <b>Revised Budget Authority</b>                                   | <b>5,874</b>    | <b>87,009</b>         | <b>490</b>                | <b>93,373</b>    |
| Obligations <sup>(6)</sup>  | (1,207)         | (17,766)              | (3)                       | (18,976)         |
| <b>Balance</b>  | <b>4,667</b>    | <b>69,243</b>         | <b>487</b>                | <b>74,397</b>    |
| <b>Projections for the Remainder of FY 2020</b>                   |                 |                       |                           |                  |
| Based on Existing Spend Plans                                     |                 |                       |                           |                  |
| Non-Catastrophic Disasters  | -               | (443)                 | -                         | (443)            |
| Catastrophic Disasters  | -               | (5,480)               | -                         | (5,480)          |
| DRS and Other   | (42)            | -                     | -                         | (42)             |
| <b>Subtotal Existing Spend Plans</b>                              | <b>(42)</b>     | <b>(5,923)</b>        | <b>-</b>                  | <b>(5,965)</b>   |
| Based on 10-year Average  |                 |                       |                           |                  |
| Non-Catastrophic Disasters  | -               | -                     | -                         | -                |
| EM, FMAG, and SU  | (174)           | -                     | -                         | (174)            |
| <b>Subtotal 10-year Average</b>                                   | <b>(174)</b>    | <b>-</b>              | <b>-</b>                  | <b>(174)</b>     |
| <b>Total Projected FY 2020 Additional Obligations</b>             | <b>(216)</b>    | <b>(5,923)</b>        | <b>-</b>                  | <b>(6,139)</b>   |
| Projected Additional Recoveries                                   | 116             | 60                    | -                         | 176              |
| <b>Balance</b>  | <b>\$ 4,567</b> | <b>\$ 63,380</b>      | <b>\$ 487</b>             | <b>\$ 68,434</b> |

(1) Pursuant to P.L. 116-93, FY 2020 Department of Homeland Security Appropriations Act.

(2) Pursuant to P.L. 116-136, Coronavirus Aid, Relief, and Economic Security Act, 2020.

(3) Pursuant to P.L. 115-72, Additional Supplemental Appropriations for Disaster Relief Requirements Act, 2017.

(4) Pursuant to the Disaster Recovery Reform Act, or DRRRA (P.L. 115-254).

(5) Anticipated transfers to USAID for Compact Aid Agreement.

(6) As of July 31, 2020, unobligated commitments totaled \$183 million and uncommitted/unobligated allocations totaled \$815 million.

Source of financial information is the Integrated Financial Management Information System (IFMIS).

**APPENDIX B: DRF Funding Activity (Details)**

**Disaster Relief Fund Monthly Obligations FY 2020  
DRF Monthly Spend Plan (FY 2020)  
(\$ in millions)  
as of July 31, 2020**

|  | <u>Oct-19</u> | <u>Nov-19</u> | <u>Dec-19</u> | <u>Jan-20</u> | <u>Feb-20</u> | <u>Mar-20</u> | <u>Apr-20</u> | <u>May-20</u> | <u>Jun-20</u> | <u>Jul-20</u> | <u>Aug-20</u> | <u>Sep-20</u> | <u>Total</u> |
|--|---------------|---------------|---------------|---------------|---------------|---------------|---------------|---------------|---------------|---------------|---------------|---------------|--------------|
| <b>Beginning of Month DRF Balance</b>  | 29,358        | 41,013        | 40,343        | 44,772        | 43,593        | 42,643        | 83,636        | 79,998        | 78,704        | 76,168        | 74,397        | 72,237        | 68,434       |
| <b>FY 2020 Appropriation <sup>(1)</sup></b>  | 12,258        |               | 5,605         |               |               |               |               |               |               |               |               |               |              |
| <b>Actual/Anticipated Transfers to DADLP <sup>(1)</sup></b>                          | (50)          |               | 4             |               |               |               |               |               |               |               |               |               |              |
| <b>Coronavirus Aid, Relief, and Economic Security Act <sup>(2)</sup></b>             |               |               |               |               |               | 45,000        |               |               |               |               |               |               |              |
| <b>Rescission <sup>(1)</sup></b>   |               |               | (300)         |               |               |               |               |               |               |               |               |               |              |
| <b>6% for Predisaster Mitigation per DRRA Including Obligations <sup>(1,3)</sup></b> | 18            | 7             | 14            | 6             | 3             | 6             | 17            | 1             | 3             | 29            |               |               |              |
| <b>Predisaster Mitigation <sup>(1,3)</sup></b>                                       | (18)          | (7)           | (14)          | (6)           | (3)           | (7)           | (17)          | (1)           | (3)           | (31)          |               |               |              |
| <b>Transfers to OIG <sup>(2)</sup></b>   |               |               |               |               |               | (3)           |               |               |               |               |               |               |              |
| <b>Actual/Anticipated Transfers to USAID <sup>(4)</sup></b>                          | (23)          |               |               |               |               |               |               |               |               |               |               |               |              |
| <b>Total Available</b>   | 41,543        | 41,013        | 45,652        | 44,772        | 43,593        | 87,639        | 83,636        | 79,998        | 78,704        | 76,166        | 74,397        | 72,237        | 68,434       |
| <b>Major Declarations</b>  | 40,402        | 39,871        | 44,548        | 43,675        | 42,549        | 66,604        | 62,710        | 74,384        | 73,209        | 70,780        | 69,243        | 67,145        | 63,380       |
| <b>Base</b>  | 740           | 734           | 682           | 669           | 613           | 20,598        | 20,472        | 5,159         | 5,037         | 4,899         | 4,667         | 4,605         | 4,567        |
| <b>Predisaster Mitigation</b>  | 401           | 408           | 422           | 428           | 431           | 437           | 454           | 455           | 458           | 487           | 487           | 487           | 487          |
| <b>DRF Base Activities</b>   |               |               |               |               |               |               |               |               |               |               |               |               |              |
| <b>Emergencies</b>   |               |               |               |               |               |               |               |               |               |               |               |               |              |
| Monthly Actual/Estimated Obligations   | (2)           | (1)           | -             | (15)          | (2)           | (13)          | 1             | 1             | (2)           | (1)           | (27)          | (28)          | (89)         |
| <b>Fire Management</b>   |               |               |               |               |               |               |               |               |               |               |               |               |              |
| Monthly Actual/Estimated Obligations   | (2)           | (3)           | (8)           | (37)          | (4)           | (11)          | (6)           | (4)           | (11)          | (16)          | (15)          | (4)           | (121)        |
| <b>Surge</b>   |               |               |               |               |               |               |               |               |               |               |               |               |              |
| Monthly Actual/Estimated Obligations   | (1)           | -             | (1)           | (2)           | (3)           | (65)          | (297)         | (98)          | (110)         | (221)         | (50)          | (50)          | (898)        |
| <b>Disaster Support &amp; Other Activities</b>                                       |               |               |               |               |               |               |               |               |               |               |               |               |              |
| DRS Monthly Actual/Estimated Obligations   | (21)          | (21)          | (16)          | (26)          | (19)          | (54)          | (18)          | (24)          | (23)          | (8)           | (28)          | (30)          | (288)        |
| Other Monthly Actual/Estimated Obligations   | -             | (5)           | (3)           | (2)           | (10)          | (3)           | (5)           | (8)           | (4)           | (3)           | -             | 16            | (27)         |
| Monthly Actual/Estimated Obligations   | (21)          | (26)          | (19)          | (28)          | (29)          | (57)          | (23)          | (32)          | (27)          | (11)          | (28)          | (14)          | (315)        |
| <b>Actual/Estimated Base Obligations</b>   | (26)          | (30)          | (28)          | (82)          | (38)          | (146)         | (325)         | (133)         | (150)         | (249)         | (120)         | (96)          | (1,423)      |
| <b>DRF DR Activities</b>   |               |               |               |               |               |               |               |               |               |               |               |               |              |
| <b>Average Monthly Major DR Activity (Non-Cat.)</b>                                  |               |               |               |               |               |               |               |               |               |               |               |               |              |
| Monthly Actual/Estimated Obligations   | (216)         | (312)         | (161)         | (207)         | (477)         | (310)         | (389)         | (219)         | (419)         | (347)         | (316)         | (127)         | (3,500)      |
| <b>Gustav</b>  |               |               |               |               |               |               |               |               |               |               |               |               |              |
| Initial FY 2020 Spend Plan Estimates   | -             | (1)           | (6)           | (3)           | (3)           | (6)           | -             | (2)           | (1)           | -             | -             | (1)           | (23)         |
| Monthly Actual/Estimated Obligations   | -             | -             | (2)           | -             | (1)           | (1)           | -             | -             | (1)           | -             | -             | (4)           | (9)          |
| <b>Ike</b>   |               |               |               |               |               |               |               |               |               |               |               |               |              |
| Initial FY 2020 Spend Plan Estimates   | (1)           | (2)           | (3)           | -             | -             | -             | (1)           | -             | -             | -             | -             | -             | (7)          |
| Monthly Actual/Estimated Obligations   | (1)           | (1)           | -             | (2)           | -             | -             | (1)           | (1)           | (2)           | (1)           | (2)           | (3)           | (14)         |
| <b>Katrina Rita Wilma</b>  |               |               |               |               |               |               |               |               |               |               |               |               |              |
| Initial FY 2020 Spend Plan Estimates   | (7)           | (35)          | (15)          | (47)          | (8)           | (17)          | (14)          | (13)          | (9)           | (8)           | (22)          | (5)           | (200)        |
| Monthly Actual/Estimated Obligations   | (1)           | (8)           | (8)           | (40)          | (13)          | (3)           | (3)           | (3)           | (29)          | (10)          | (4)           | (78)          | (200)        |
| <b>Midwest Floods</b>  |               |               |               |               |               |               |               |               |               |               |               |               |              |
| Initial FY 2020 Spend Plan Estimates   | -             | -             | -             | -             | -             | -             | -             | -             | -             | -             | -             | -             | -            |
| Monthly Actual/Estimated Obligations   | -             | -             | -             | -             | -             | -             | -             | -             | -             | -             | -             | -             | -            |



**APPENDIX B: DRF Funding Activity (Details)**

**Disaster Relief Fund Monthly Obligations FY 2020  
DRF Monthly Spend Plan (FY 2020)  
(\$ in millions)  
as of July 31, 2020**

|   | <u>Oct-19</u> | <u>Nov-19</u> | <u>Dec-19</u> | <u>Jan-20</u> | <u>Feb-20</u> | <u>Mar-20</u> | <u>Apr-20</u> | <u>May-20</u> | <u>Jun-20</u> | <u>Jul-20</u> | <u>Aug-20</u> | <u>Sep-20</u> | <u>Total</u> |
|---|---------------|---------------|---------------|---------------|---------------|---------------|---------------|---------------|---------------|---------------|---------------|---------------|--------------|
| <b>TN Floods</b>                            |               |               |               |               |               |               |               |               |               |               |               |               |              |
| <b>Initial FY 2020 Spend Plan Estimates</b> | (8)           | -             | -             | -             | -             | -             | -             | (1)           | -             | -             | (1)           | (1)           | (11)         |
| Monthly Actual/Estimated Obligations        | (8)           | -             | -             | -             | -             | -             | -             | -             | -             | -             | -             | (1)           | (9)          |
| <b>2011 Spring Tornadoes</b>                |               |               |               |               |               |               |               |               |               |               |               |               |              |
| <b>Initial FY 2020 Spend Plan Estimates</b> | -             | -             | (1)           | -             | -             | -             | -             | (1)           | -             | -             | -             | -             | (2)          |
| Monthly Actual/Estimated Obligations        | -             | -             | -             | -             | -             | -             | -             | -             | (1)           | -             | -             | (1)           | (2)          |
| <b>2011 Spring Floods</b>                   |               |               |               |               |               |               |               |               |               |               |               |               |              |
| <b>Initial FY 2020 Spend Plan Estimates</b> | -             | -             | -             | -             | -             | -             | -             | -             | -             | -             | -             | (1)           | (1)          |
| Monthly Actual/Estimated Obligations        | -             | -             | -             | -             | -             | -             | (1)           | -             | -             | -             | -             | -             | (1)          |
| <b>Irene</b>                                |               |               |               |               |               |               |               |               |               |               |               |               |              |
| <b>Initial FY 2020 Spend Plan Estimates</b> | (1)           | (4)           | (8)           | (1)           | -             | -             | (2)           | (13)          | -             | (2)           | (4)           | (7)           | (42)         |
| Monthly Actual/Estimated Obligations        | (1)           | (2)           | (1)           | (1)           | (1)           | (2)           | (2)           | (1)           | (1)           | -             | (4)           | (8)           | (24)         |
| <b>Lee</b>                                  |               |               |               |               |               |               |               |               |               |               |               |               |              |
| <b>Initial FY 2020 Spend Plan Estimates</b> | (1)           | (4)           | (3)           | -             | -             | -             | -             | -             | -             | -             | -             | -             | (8)          |
| Monthly Actual/Estimated Obligations        | -             | -             | -             | -             | -             | -             | -             | -             | -             | -             | (3)           | (1)           | (4)          |
| <b>Isaac</b>                                |               |               |               |               |               |               |               |               |               |               |               |               |              |
| <b>Initial FY 2020 Spend Plan Estimates</b> | -             | (1)           | (2)           | -             | -             | -             | -             | -             | -             | -             | -             | (1)           | (4)          |
| Monthly Actual/Estimated Obligations        | (1)           | (1)           | -             | (2)           | -             | -             | -             | -             | (1)           | -             | -             | (1)           | (6)          |
| <b>Sandy</b>                                |               |               |               |               |               |               |               |               |               |               |               |               |              |
| <b>Initial FY 2020 Spend Plan Estimates</b> | (15)          | (60)          | (39)          | (32)          | (114)         | (106)         | (104)         | (12)          | (12)          | (9)           | (3)           | (4)           | (510)        |
| Monthly Actual/Estimated Obligations        | (5)           | (7)           | (52)          | (31)          | (11)          | (27)          | (95)          | (7)           | (44)          | (3)           | (10)          | (143)         | (435)        |
| <b>2013 Colorado Flood</b>                  |               |               |               |               |               |               |               |               |               |               |               |               |              |
| <b>Initial FY 2020 Spend Plan Estimates</b> | (5)           | -             | (1)           | (1)           | (1)           | (1)           | (1)           | (1)           | (1)           | (1)           | -             | (2)           | (15)         |
| Monthly Actual/Estimated Obligations        | -             | (1)           | -             | (1)           | -             | (1)           | -             | (1)           | -             | -             | -             | (7)           | (11)         |
| <b>LA Floods 4277</b>                       |               |               |               |               |               |               |               |               |               |               |               |               |              |
| <b>Initial FY 2020 Spend Plan Estimates</b> | (8)           | (23)          | (18)          | (8)           | (2)           | (6)           | (3)           | (3)           | (48)          | (4)           | (36)          | (21)          | (180)        |
| Monthly Actual/Estimated Obligations        | (1)           | (15)          | (6)           | (6)           | (4)           | (6)           | (16)          | (52)          | (2)           | (3)           | (5)           | (23)          | (139)        |
| <b>Matthew</b>                              |               |               |               |               |               |               |               |               |               |               |               |               |              |
| <b>Initial FY 2020 Spend Plan Estimates</b> | (3)           | (15)          | (22)          | (12)          | (11)          | (9)           | (16)          | (3)           | (21)          | (4)           | -             | -             | (116)        |
| Monthly Actual/Estimated Obligations        | (1)           | (1)           | (2)           | (11)          | (2)           | (1)           | (16)          | (1)           | (2)           | (1)           | (5)           | (17)          | (60)         |
| <b>Harvey</b>                               |               |               |               |               |               |               |               |               |               |               |               |               |              |
| <b>Initial FY 2020 Spend Plan Estimates</b> | (65)          | (149)         | (115)         | (155)         | (45)          | (33)          | (55)          | (54)          | (57)          | (95)          | (52)          | (29)          | (904)        |
| Monthly Actual/Estimated Obligations        | (93)          | (94)          | (52)          | (26)          | (43)          | (59)          | (44)          | (83)          | (84)          | (69)          | (42)          | (146)         | (835)        |
| <b>Irma</b>                                 |               |               |               |               |               |               |               |               |               |               |               |               |              |
| <b>Initial FY 2020 Spend Plan Estimates</b> | (110)         | (116)         | (82)          | (109)         | (80)          | (88)          | (92)          | (87)          | (65)          | (183)         | (184)         | (209)         | (1,405)      |
| Monthly Actual/Estimated Obligations        | (269)         | (125)         | (80)          | (42)          | (43)          | (74)          | (17)          | (42)          | (48)          | (71)          | (52)          | (351)         | (1,214)      |
| <b>Maria</b>                                |               |               |               |               |               |               |               |               |               |               |               |               |              |
| <b>Initial FY 2020 Spend Plan Estimates</b> | (117)         | (281)         | (287)         | (275)         | (384)         | (358)         | (277)         | (480)         | (388)         | (425)         | (377)         | (134)         | (3,783)      |
| Monthly Actual/Estimated Obligations        | (84)          | (196)         | (418)         | (132)         | (376)         | (215)         | (172)         | (295)         | (235)         | (258)         | (191)         | (1,159)       | (3,731)      |
| <b>CA Wildfires 2017</b>                    |               |               |               |               |               |               |               |               |               |               |               |               |              |
| <b>Initial FY 2020 Spend Plan Estimates</b> | (12)          | (34)          | (2)           | (18)          | -             | (38)          | (2)           | (3)           | (13)          | (1)           | -             | -             | (123)        |
| Monthly Actual/Estimated Obligations        | (2)           | (7)           | (7)           | (3)           | (6)           | (29)          | (11)          | (33)          | (91)          | (8)           | (1)           | -             | (198)        |
| <b>Florence</b>                             |               |               |               |               |               |               |               |               |               |               |               |               |              |
| <b>Initial FY 2020 Spend Plan Estimates</b> | (19)          | (42)          | (53)          | (26)          | (45)          | (90)          | (45)          | (54)          | (37)          | (34)          | (27)          | (55)          | (527)        |

**APPENDIX B: DRF Funding Activity (Details)**

**Disaster Relief Fund Monthly Obligations FY 2020  
DRF Monthly Spend Plan (FY 2020)  
(\$ in millions)  
as of July 31, 2020**

|   | Oct-19           | Nov-19           | Dec-19           | Jan-20           | Feb-20           | Mar-20           | Apr-20           | May-20           | Jun-20           | Jul-20           | Aug-20           | Sep-20           | Total    |
|---|------------------|------------------|------------------|------------------|------------------|------------------|------------------|------------------|------------------|------------------|------------------|------------------|----------|
| Monthly Actual/Estimated Obligations                        | (23)             | (27)             | (82)             | (54)             | (29)             | (54)             | (17)             | (27)             | (26)             | (25)             | (27)             | (89)             | (480)    |
| <b>Michael</b>  |                  |                  |                  |                  |                  |                  |                  |                  |                  |                  |                  |                  |          |
| Initial FY 2020 Spend Plan Estimates                        | (81)             | (86)             | (58)             | (96)             | (182)            | (95)             | (113)            | (183)            | (121)            | (78)             | (42)             | (39)             | (1,174)  |
| Monthly Actual/Estimated Obligations                        | (72)             | (30)             | (52)             | (61)             | (53)             | (100)            | (202)            | (103)            | (53)             | (102)            | (23)             | (333)            | (1,184)  |
| <b>CA Wildfires 2018</b>                                    |                  |                  |                  |                  |                  |                  |                  |                  |                  |                  |                  |                  |          |
| Initial FY 2020 Spend Plan Estimates                        | (8)              | (68)             | (7)              | (3)              | (5)              | (7)              | (497)            | (13)             | (72)             | (46)             | (22)             | (47)             | (795)    |
| Monthly Actual/Estimated Obligations                        | (4)              | (20)             | (8)              | (561)            | (26)             | (23)             | (13)             | (35)             | (21)             | (52)             | (158)            | (77)             | (998)    |
| <b>Yutu</b>   |                  |                  |                  |                  |                  |                  |                  |                  |                  |                  |                  |                  |          |
| Initial FY 2020 Spend Plan Estimates                        | (11)             | (13)             | (37)             | (18)             | (3)              | (52)             | (2)              | (9)              | (45)             | (16)             | (1)              | (35)             | (242)    |
| Monthly Actual/Estimated Obligations                        | (4)              | (14)             | (11)             | (20)             | (4)              | (19)             | (8)              | (17)             | (5)              | (8)              | (17)             | (29)             | (156)    |
| <b>COVID-19</b>   |                  |                  |                  |                  |                  |                  |                  |                  |                  |                  |                  |                  |          |
| Initial FY 2020 Spend Plan Estimates                        | -                | -                | -                | -                | -                | -                | -                | -                | -                | -                | -                | -                | -        |
| Monthly Actual/Estimated Obligations                        | -                | -                | -                | -                | -                | (3,111)          | (2,372)          | (341)            | (1,447)          | (743)            | (1,268)          | (1,197)          | (10,479) |
| <b>Actual/Estimated Major Declaration Obligations</b>       |                  |                  |                  |                  |                  |                  |                  |                  |                  |                  |                  |                  |          |
| Total DR Actual/Estimated Obligations                       | (786)            | (861)            | (942)            | (1,200)          | (1,089)          | (4,035)          | (3,379)          | (1,261)          | (2,512)          | (1,701)          | (2,128)          | (3,795)          | (23,689) |
| <b>FY 2020 Actual/Estimated Recoveries</b>                  |                  |                  |                  |                  |                  |                  |                  |                  |                  |                  |                  |                  |          |
| Monthly Recovery Estimates                                  | 282              | 221              | 90               | 103              | 177              | 178              | 66               | 100              | 126              | 181              | 88               | 88               | 1,700    |
| Major Declaration Actuals/Estimates                         | 262              | 196              | 75               | 77               | 151              | 158              | 54               | 89               | 114              | 164              | 30               | 30               | 1,400    |
| Base Actuals/Estimates                                      | 20               | 25               | 15               | 26               | 26               | 20               | 12               | 11               | 12               | 17               | 58               | 58               | 300      |
| Reserve for No-Notice Event                                 |                  |                  |                  |                  |                  |                  |                  |                  |                  |                  |                  |                  |          |
| <b>DRF Available at End of Month (Including Recoveries)</b> | <b>\$ 41,013</b> | <b>\$ 40,343</b> | <b>\$ 44,772</b> | <b>\$ 43,593</b> | <b>\$ 42,643</b> | <b>\$ 83,636</b> | <b>\$ 79,998</b> | <b>\$ 78,704</b> | <b>\$ 76,168</b> | <b>\$ 74,397</b> | <b>\$ 72,237</b> | <b>\$ 68,434</b> |          |

NOTES:

(1) Pursuant to P.L. 116-93, FY 2020 Department of Homeland Security Appropriations Act.

(2) Pursuant to P.L. 116-136, Coronavirus Aid, Relief, and Economic Security Act, 2020.

(3) Pursuant to P.L. 116-6, \$250 million of the amount set aside under section 203(i)(1) of the Stafford Act shall be available to carry out activities for the National Predisaster Mitigation Fund (as in effect on the day prior to the amendments made by Section 1234 of DRRRA (P.L. 115-254).

(4) Anticipated transfers to USAID for Compact Aid Agreement.

APPENDIX B: DRF Funding Activity (By Catastrophic Disaster)

Disaster Relief Fund Monthly Detailed Obligations FY 2020  
(\$ in millions)

| Event/DR                     | Obligations Thru FY 2019 |                 |                 |                |                 |              |              |            |             |             |                  |                     |             |              | FY 2020 Total |
|------------------------------|--------------------------|-----------------|-----------------|----------------|-----------------|--------------|--------------|------------|-------------|-------------|------------------|---------------------|-------------|--------------|---------------|
|                              | October Actual           | November Actual | December Actual | January Actual | February Actual | March Actual | April Actual | May Actual | June Actual | July Actual | August Estimated | September Estimated |             |              |               |
| <b>Gustav</b>                |                          |                 |                 |                |                 |              |              |            |             |             |                  |                     |             |              |               |
| 1786-LA                      | \$ (1,679)               | \$ -            | \$ -            | \$ (2)         | \$ -            | \$ (1)       | \$ (1)       | \$ -       | \$ -        | \$ (1)      | \$ -             | \$ -                | \$ (4)      | \$ (9)       |               |
| 1789-AL                      | (10)                     | -               | -               | -              | -               | -            | -            | -          | -           | -           | -                | -                   | -           | -            |               |
| 1793-AR                      | (6)                      | -               | -               | -              | -               | -            | -            | -          | -           | -           | -                | -                   | -           | -            |               |
| 1794-MS                      | (40)                     | -               | -               | -              | -               | -            | -            | -          | -           | -           | -                | -                   | -           | -            |               |
| 1806-FL                      | (6)                      | -               | -               | -              | -               | -            | -            | -          | -           | -           | -                | -                   | -           | -            |               |
|                              | <b>(1,741)</b>           | <b>-</b>        | <b>-</b>        | <b>(2)</b>     | <b>-</b>        | <b>(1)</b>   | <b>(1)</b>   | <b>-</b>   | <b>-</b>    | <b>(1)</b>  | <b>-</b>         | <b>-</b>            | <b>(4)</b>  | <b>(9)</b>   |               |
| <b>Ike</b>                   |                          |                 |                 |                |                 |              |              |            |             |             |                  |                     |             |              |               |
| 1791-TX                      | (4,392)                  | (1)             | (1)             | -              | (2)             | -            | -            | (1)        | (1)         | (2)         | (1)              | (2)                 | (2)         | (13)         |               |
| 1792-LA                      | (371)                    | -               | -               | -              | -               | -            | -            | -          | -           | -           | -                | -                   | (1)         | (1)          |               |
| 1797-AL                      | (8)                      | -               | -               | -              | -               | -            | -            | -          | -           | -           | -                | -                   | -           | -            |               |
| 1802-KY                      | (24)                     | -               | -               | -              | -               | -            | -            | -          | -           | -           | -                | -                   | -           | -            |               |
| 1804-AR                      | (3)                      | -               | -               | -              | -               | -            | -            | -          | -           | -           | -                | -                   | -           | -            |               |
| 1805-OH                      | (56)                     | -               | -               | -              | -               | -            | -            | -          | -           | -           | -                | -                   | -           | -            |               |
|                              | <b>(4,854)</b>           | <b>(1)</b>      | <b>(1)</b>      | <b>-</b>       | <b>(2)</b>      | <b>-</b>     | <b>-</b>     | <b>(1)</b> | <b>(1)</b>  | <b>(2)</b>  | <b>(1)</b>       | <b>(2)</b>          | <b>(3)</b>  | <b>(14)</b>  |               |
| <b>Katrina Rita Wilma</b>    |                          |                 |                 |                |                 |              |              |            |             |             |                  |                     |             |              |               |
| 1602-FL                      | (233)                    | -               | -               | -              | -               | -            | -            | -          | -           | -           | -                | -                   | -           | -            |               |
| 1603-LA                      | (32,758)                 | (1)             | (3)             | (7)            | (33)            | (1)          | (2)          | (2)        | (1)         | (28)        | (4)              | (4)                 | (74)        | (160)        |               |
| 1604-MS                      | (10,090)                 | -               | (5)             | -              | (7)             | (9)          | (1)          | -          | (2)         | (1)         | (6)              | -                   | (1)         | (32)         |               |
| 1605-AL                      | (1,041)                  | -               | -               | -              | -               | (2)          | -            | -          | -           | -           | -                | -                   | -           | (2)          |               |
| 1606-TX                      | (1,878)                  | -               | -               | -              | -               | -            | -            | -          | -           | -           | -                | -                   | -           | -            |               |
| 1607-LA                      | (1,927)                  | -               | -               | (1)            | -               | -            | -            | (1)        | -           | -           | -                | -                   | (3)         | (5)          |               |
| 1609-FL                      | (2,566)                  | -               | -               | -              | -               | (1)          | -            | -          | -           | -           | -                | -                   | -           | (1)          |               |
|                              | <b>(50,493)</b>          | <b>(1)</b>      | <b>(8)</b>      | <b>(8)</b>     | <b>(40)</b>     | <b>(13)</b>  | <b>(3)</b>   | <b>(3)</b> | <b>(3)</b>  | <b>(29)</b> | <b>(10)</b>      | <b>(4)</b>          | <b>(78)</b> | <b>(200)</b> |               |
| <b>Midwest Floods</b>        |                          |                 |                 |                |                 |              |              |            |             |             |                  |                     |             |              |               |
| 1760-MO                      | (3)                      | -               | -               | -              | -               | -            | -            | -          | -           | -           | -                | -                   | -           | -            |               |
| 1763-IA                      | (1,873)                  | -               | -               | -              | -               | -            | -            | -          | -           | -           | -                | -                   | -           | -            |               |
| 1765-NE                      | (2)                      | -               | -               | -              | -               | -            | -            | -          | -           | -           | -                | -                   | -           | -            |               |
| 1766-IN                      | (213)                    | -               | -               | -              | -               | -            | -            | -          | -           | -           | -                | -                   | -           | -            |               |
| 1768-WI                      | (156)                    | -               | -               | -              | -               | -            | -            | -          | -           | -           | -                | -                   | -           | -            |               |
| 1770-NE                      | (48)                     | -               | -               | -              | -               | -            | -            | -          | -           | -           | -                | -                   | -           | -            |               |
| 1771-IL                      | (91)                     | -               | -               | -              | -               | -            | -            | -          | -           | -           | -                | -                   | -           | -            |               |
| 1772-MN                      | (9)                      | -               | -               | -              | -               | -            | -            | -          | -           | -           | -                | -                   | -           | -            |               |
| 1773-MO                      | (55)                     | -               | -               | -              | -               | -            | -            | -          | -           | -           | -                | -                   | -           | -            |               |
| 1774-SD                      | (8)                      | -               | -               | -              | -               | -            | -            | -          | -           | -           | -                | -                   | -           | -            |               |
| 1775-OK                      | (11)                     | -               | -               | -              | -               | -            | -            | -          | -           | -           | -                | -                   | -           | -            |               |
| 1776-KS                      | (64)                     | -               | -               | -              | -               | -            | -            | -          | -           | -           | -                | -                   | -           | -            |               |
| 1777-MI                      | (18)                     | -               | -               | -              | -               | -            | -            | -          | -           | -           | -                | -                   | -           | -            |               |
|                              | <b>(2,551)</b>           | <b>-</b>        | <b>-</b>        | <b>-</b>       | <b>-</b>        | <b>-</b>     | <b>-</b>     | <b>-</b>   | <b>-</b>    | <b>-</b>    | <b>-</b>         | <b>-</b>            | <b>-</b>    | <b>-</b>     |               |
| <b>TN Floods</b>             |                          |                 |                 |                |                 |              |              |            |             |             |                  |                     |             |              |               |
| 1909-TN                      | (549)                    | (8)             | -               | -              | -               | -            | -            | -          | -           | -           | -                | -                   | (1)         | (9)          |               |
|                              | <b>(549)</b>             | <b>(8)</b>      | <b>-</b>        | <b>-</b>       | <b>-</b>        | <b>-</b>     | <b>-</b>     | <b>-</b>   | <b>-</b>    | <b>-</b>    | <b>-</b>         | <b>-</b>            | <b>(1)</b>  | <b>(9)</b>   |               |
| <b>2011 Spring Tornadoes</b> |                          |                 |                 |                |                 |              |              |            |             |             |                  |                     |             |              |               |
| 1971-AL                      | (701)                    | -               | -               | -              | -               | -            | -            | -          | -           | (1)         | -                | -                   | -           | (1)          |               |
| 1972-MS                      | (67)                     | -               | -               | -              | -               | -            | -            | -          | -           | -           | -                | -                   | -           | -            |               |
| 1973-GA                      | (44)                     | -               | -               | -              | -               | -            | -            | -          | -           | -           | -                | -                   | -           | -            |               |
| 1974-TN                      | (92)                     | -               | -               | -              | -               | -            | -            | -          | -           | -           | -                | -                   | -           | -            |               |
| 1975-AR                      | (104)                    | -               | -               | -              | -               | -            | -            | -          | -           | -           | -                | -                   | -           | -            |               |

APPENDIX B: DRF Funding Activity (By Catastrophic Disaster)

Disaster Relief Fund Monthly Detailed Obligations FY 2020  
(\$ in millions)

| Event/DR                  | Obligations Thru FY 2019 | October    | November   | December   | January    | February   | March      | April      | May        | June       | July   | August     | September  | FY 2020 Total |
|---------------------------|--------------------------|------------|------------|------------|------------|------------|------------|------------|------------|------------|--------|------------|------------|---------------|
|                           |                          | Actual     | Actual     | Actual     | Actual     | Actual     | Actual     | Actual     | Actual     | Actual     | Actual | Estimated  | Estimated  |               |
| 1976-KY                   | (60)                     | -          | -          | -          | -          | -          | -          | -          | -          | -          | -      | -          | (1)        | (1)           |
| 1980-MO                   | (511)                    | -          | -          | -          | -          | -          | -          | -          | -          | -          | -      | -          | -          | -             |
|                           | <b>(1,579)</b>           | -          | -          | -          | -          | -          | -          | -          | -          | (1)        | -      | -          | (1)        | (2)           |
| <b>2011 Spring Floods</b> |                          |            |            |            |            |            |            |            |            |            |        |            |            |               |
| 1981-ND                   | (636)                    | -          | -          | -          | -          | -          | -          | (1)        | -          | -          | -      | -          | -          | (1)           |
| 1982-MN                   | (27)                     | -          | -          | -          | -          | -          | -          | -          | -          | -          | -      | -          | -          | -             |
| 1983-MS                   | (36)                     | -          | -          | -          | -          | -          | -          | -          | -          | -          | -      | -          | -          | -             |
| 1984-SD                   | (83)                     | -          | -          | -          | -          | -          | -          | -          | -          | -          | -      | -          | -          | -             |
|                           | <b>(782)</b>             | -          | -          | -          | -          | -          | -          | (1)        | -          | -          | -      | -          | -          | (1)           |
| <b>Irene</b>              |                          |            |            |            |            |            |            |            |            |            |        |            |            |               |
| 4017-PR                   | (141)                    | -          | -          | -          | -          | -          | -          | (1)        | -          | -          | -      | -          | -          | (1)           |
| 4019-NC                   | (194)                    | -          | -          | -          | -          | -          | -          | -          | -          | -          | -      | -          | 2          | 2             |
| 4020-NY                   | (887)                    | -          | -          | -          | (1)        | -          | -          | -          | (1)        | -          | -      | (4)        | (8)        | (14)          |
| 4021-NJ                   | (397)                    | (1)        | (1)        | (1)        | -          | -          | -          | -          | -          | -          | -      | -          | -          | (3)           |
| 4022-VT                   | (326)                    | -          | (1)        | -          | -          | -          | (2)        | (1)        | -          | (1)        | -      | -          | (1)        | (6)           |
| 4023-CT                   | (74)                     | -          | -          | -          | -          | (1)        | -          | -          | -          | -          | -      | -          | (1)        | (2)           |
| 4024-VA                   | (73)                     | -          | -          | -          | -          | -          | -          | -          | -          | -          | -      | -          | -          | -             |
| 4025-PA                   | (99)                     | -          | -          | -          | -          | -          | -          | -          | -          | -          | -      | -          | -          | -             |
| 4026-NH                   | (27)                     | -          | -          | -          | -          | -          | -          | -          | -          | -          | -      | -          | -          | -             |
| 4027-RI                   | (11)                     | -          | -          | -          | -          | -          | -          | -          | -          | -          | -      | -          | -          | -             |
| 4028-MA                   | (53)                     | -          | -          | -          | -          | -          | -          | -          | -          | -          | -      | -          | -          | -             |
| 4032-ME                   | (3)                      | -          | -          | -          | -          | -          | -          | -          | -          | -          | -      | -          | -          | -             |
| 4034-MD                   | (25)                     | -          | -          | -          | -          | -          | -          | -          | -          | -          | -      | -          | -          | -             |
| 4036-DC                   | (3)                      | -          | -          | -          | -          | -          | -          | -          | -          | -          | -      | -          | -          | -             |
| 4037-DE                   | (3)                      | -          | -          | -          | -          | -          | -          | -          | -          | -          | -      | -          | -          | -             |
|                           | <b>(2,316)</b>           | <b>(1)</b> | <b>(2)</b> | <b>(1)</b> | <b>(1)</b> | <b>(1)</b> | <b>(2)</b> | <b>(2)</b> | <b>(1)</b> | <b>(1)</b> | -      | <b>(4)</b> | <b>(8)</b> | <b>(24)</b>   |
| <b>Lee</b>                |                          |            |            |            |            |            |            |            |            |            |        |            |            |               |
| 4030-PA                   | (374)                    | -          | -          | -          | -          | -          | -          | -          | -          | -          | -      | -          | -          | -             |
| 4031-NY                   | (452)                    | -          | -          | -          | -          | -          | -          | -          | -          | -          | -      | (3)        | (1)        | (4)           |
| 4038-MD                   | (15)                     | -          | -          | -          | -          | -          | -          | -          | -          | -          | -      | -          | -          | -             |
| 4039-NJ                   | (6)                      | -          | -          | -          | -          | -          | -          | -          | -          | -          | -      | -          | -          | -             |
| 4041-LA                   | (7)                      | -          | -          | -          | -          | -          | -          | -          | -          | -          | -      | -          | -          | -             |
| 4045-VA                   | (7)                      | -          | -          | -          | -          | -          | -          | -          | -          | -          | -      | -          | -          | -             |
|                           | <b>(861)</b>             | -          | -          | -          | -          | -          | -          | -          | -          | -          | -      | <b>(3)</b> | <b>(1)</b> | <b>(4)</b>    |
| <b>Isaac</b>              |                          |            |            |            |            |            |            |            |            |            |        |            |            |               |
| 4080-LA                   | (699)                    | (1)        | -          | -          | (2)        | -          | -          | -          | -          | (1)        | -      | -          | (1)        | (5)           |
| 4081-MS                   | (90)                     | -          | (1)        | -          | -          | -          | -          | -          | -          | -          | -      | -          | -          | (1)           |
| 4082-AL                   | (10)                     | -          | -          | -          | -          | -          | -          | -          | -          | -          | -      | -          | -          | -             |
| 4084-FL                   | (29)                     | -          | -          | -          | -          | -          | -          | -          | -          | -          | -      | -          | -          | -             |
|                           | <b>(828)</b>             | <b>(1)</b> | <b>(1)</b> | -          | <b>(2)</b> | -          | -          | -          | -          | <b>(1)</b> | -      | -          | <b>(1)</b> | <b>(6)</b>    |
| <b>Sandy</b>              |                          |            |            |            |            |            |            |            |            |            |        |            |            |               |
| 4085-NY                   | (17,604)                 | (4)        | (4)        | (48)       | (23)       | (7)        | (25)       | (94)       | (5)        | (43)       | (1)    | (6)        | (134)      | (394)         |
| 4086-NJ                   | (3,303)                  | (1)        | (3)        | (4)        | (8)        | (4)        | (2)        | (1)        | (2)        | (1)        | (1)    | (4)        | (9)        | (40)          |
| 4087-CT                   | (123)                    | -          | -          | -          | -          | -          | -          | -          | -          | -          | (1)    | -          | -          | (1)           |
| 4089-RI                   | (19)                     | -          | -          | -          | -          | -          | -          | -          | -          | -          | -      | -          | -          | -             |
| 4090-DE                   | (8)                      | -          | -          | -          | -          | -          | -          | -          | -          | -          | -      | -          | -          | -             |
| 4091-MD                   | (50)                     | -          | -          | -          | -          | -          | -          | -          | -          | -          | -      | -          | -          | -             |

APPENDIX B: DRF Funding Activity (By Catastrophic Disaster)

Disaster Relief Fund Monthly Detailed Obligations FY 2020  
(\$ in millions)

| Event/DR                   | Obligations Thru FY 2019 | October      | November     | December     | January      | February     | March        | April        | May          | June         | July         | August       | September      | FY 2020 Total  |
|----------------------------|--------------------------|--------------|--------------|--------------|--------------|--------------|--------------|--------------|--------------|--------------|--------------|--------------|----------------|----------------|
|                            |                          | Actual       | Actual       | Actual       | Actual       | Actual       | Actual       | Actual       | Actual       | Actual       | Actual       | Estimated    | Estimated      |                |
| 4092-VA                    | (14)                     | -            | -            | -            | -            | -            | -            | -            | -            | -            | -            | -            | -              | -              |
| 4093-WV                    | (23)                     | -            | -            | -            | -            | -            | -            | -            | -            | -            | -            | -            | -              | -              |
| 4095-NH                    | (3)                      | -            | -            | -            | -            | -            | -            | -            | -            | -            | -            | -            | -              | -              |
| 4096-DC                    | (3)                      | -            | -            | -            | -            | -            | -            | -            | -            | -            | -            | -            | -              | -              |
| 4097- MA                   | (17)                     | -            | -            | -            | -            | -            | -            | -            | -            | -            | -            | -            | -              | -              |
| 4098-OH                    | (24)                     | -            | -            | -            | -            | -            | -            | -            | -            | -            | -            | -            | -              | -              |
| 4099-PA                    | (17)                     | -            | -            | -            | -            | -            | -            | -            | -            | -            | -            | -            | -              | -              |
|                            | <b>(21,208)</b>          | <b>(5)</b>   | <b>(7)</b>   | <b>(52)</b>  | <b>(31)</b>  | <b>(11)</b>  | <b>(27)</b>  | <b>(95)</b>  | <b>(7)</b>   | <b>(44)</b>  | <b>(3)</b>   | <b>(10)</b>  | <b>(143)</b>   | <b>(435)</b>   |
| <b>2013 Colorado Flood</b> |                          |              |              |              |              |              |              |              |              |              |              |              |                |                |
| 4145-CO                    | (640)                    | -            | (1)          | -            | (1)          | -            | (1)          | -            | (1)          | -            | -            | -            | (7)            | (11)           |
|                            | <b>(640)</b>             | <b>-</b>     | <b>(1)</b>   | <b>-</b>     | <b>(1)</b>   | <b>-</b>     | <b>(1)</b>   | <b>-</b>     | <b>(1)</b>   | <b>-</b>     | <b>-</b>     | <b>-</b>     | <b>(7)</b>     | <b>(11)</b>    |
| <b>LA Floods 4277</b>      |                          |              |              |              |              |              |              |              |              |              |              |              |                |                |
| 4277-LA                    | (2,562)                  | (1)          | (15)         | (6)          | (6)          | (4)          | (6)          | (16)         | (52)         | (2)          | (3)          | (5)          | (23)           | (139)          |
|                            | <b>(2,562)</b>           | <b>(1)</b>   | <b>(15)</b>  | <b>(6)</b>   | <b>(6)</b>   | <b>(4)</b>   | <b>(6)</b>   | <b>(16)</b>  | <b>(52)</b>  | <b>(2)</b>   | <b>(3)</b>   | <b>(5)</b>   | <b>(23)</b>    | <b>(139)</b>   |
| <b>Matthew</b>             |                          |              |              |              |              |              |              |              |              |              |              |              |                |                |
| 4283-FL                    | (462)                    | -            | -            | (2)          | (10)         | (1)          | (1)          | (15)         | (1)          | (3)          | -            | -            | (5)            | (38)           |
| 4284-GA                    | (146)                    | -            | -            | -            | -            | (1)          | -            | -            | -            | -            | -            | -            | (2)            | (3)            |
| 4285-NC                    | (672)                    | (1)          | -            | -            | -            | 1            | -            | -            | -            | -            | -            | (1)          | (6)            | (7)            |
| 4286-SC                    | (389)                    | -            | (1)          | -            | (1)          | (1)          | -            | (1)          | -            | 1            | (1)          | (3)          | (4)            | (11)           |
| 4291-VA                    | (40)                     | -            | -            | -            | -            | -            | -            | -            | -            | -            | -            | (1)          | -              | (1)            |
|                            | <b>(1,709)</b>           | <b>(1)</b>   | <b>(1)</b>   | <b>(2)</b>   | <b>(11)</b>  | <b>(2)</b>   | <b>(1)</b>   | <b>(16)</b>  | <b>(1)</b>   | <b>(2)</b>   | <b>(1)</b>   | <b>(5)</b>   | <b>(17)</b>    | <b>(60)</b>    |
| <b>Harvey</b>              |                          |              |              |              |              |              |              |              |              |              |              |              |                |                |
| 4332-TX                    | (6,864)                  | (93)         | (93)         | (51)         | (26)         | (43)         | (59)         | (44)         | (83)         | (83)         | (69)         | (42)         | (146)          | (832)          |
| 4345-LA                    | (12)                     | -            | (1)          | (1)          | -            | -            | -            | -            | -            | (1)          | -            | -            | -              | (3)            |
|                            | <b>(6,876)</b>           | <b>(93)</b>  | <b>(94)</b>  | <b>(52)</b>  | <b>(26)</b>  | <b>(43)</b>  | <b>(59)</b>  | <b>(44)</b>  | <b>(83)</b>  | <b>(84)</b>  | <b>(69)</b>  | <b>(42)</b>  | <b>(146)</b>   | <b>(835)</b>   |
| <b>Irma</b>                |                          |              |              |              |              |              |              |              |              |              |              |              |                |                |
| 4335-VI                    | (322)                    | (1)          | -            | (1)          | (1)          | -            | -            | -            | (1)          | (2)          | -            | -            | (2)            | (8)            |
| 4336-PR                    | (76)                     | (1)          | (6)          | -            | (1)          | (1)          | -            | -            | -            | -            | -            | (1)          | (2)            | (12)           |
| 4337-FL                    | (3,854)                  | (266)        | (118)        | (78)         | (39)         | (42)         | (73)         | (16)         | (35)         | (45)         | (70)         | (51)         | (347)          | (1,180)        |
| 4338-GA                    | (196)                    | (1)          | (1)          | -            | (1)          | -            | -            | -            | (6)          | (1)          | -            | -            | -              | (10)           |
| 4341-FL                    | (7)                      | -            | -            | -            | -            | -            | -            | -            | -            | -            | -            | -            | -              | -              |
| 4346-SC                    | (43)                     | -            | -            | (1)          | -            | -            | (1)          | (1)          | -            | -            | (1)          | -            | -              | (4)            |
|                            | <b>(4,498)</b>           | <b>(269)</b> | <b>(125)</b> | <b>(80)</b>  | <b>(42)</b>  | <b>(43)</b>  | <b>(74)</b>  | <b>(17)</b>  | <b>(42)</b>  | <b>(48)</b>  | <b>(71)</b>  | <b>(52)</b>  | <b>(351)</b>   | <b>(1,214)</b> |
| <b>Maria</b>               |                          |              |              |              |              |              |              |              |              |              |              |              |                |                |
| 4339-PR                    | (15,186)                 | (78)         | (174)        | (143)        | (111)        | (347)        | (169)        | (152)        | (238)        | (209)        | (220)        | (150)        | (1,079)        | (3,070)        |
| 4340-VI                    | (2,686)                  | (6)          | (22)         | (275)        | (21)         | (29)         | (46)         | (20)         | (57)         | (26)         | (38)         | (41)         | (80)           | (661)          |
|                            | <b>(17,872)</b>          | <b>(84)</b>  | <b>(196)</b> | <b>(418)</b> | <b>(132)</b> | <b>(376)</b> | <b>(215)</b> | <b>(172)</b> | <b>(295)</b> | <b>(235)</b> | <b>(258)</b> | <b>(191)</b> | <b>(1,159)</b> | <b>(3,731)</b> |
| <b>CA Wildfires 2017</b>   |                          |              |              |              |              |              |              |              |              |              |              |              |                |                |
| 4344-CA                    | (1,239)                  | (2)          | (7)          | (7)          | (3)          | (6)          | (29)         | (11)         | (33)         | (91)         | (8)          | (1)          | -              | (198)          |
|                            | <b>(1,239)</b>           | <b>(2)</b>   | <b>(7)</b>   | <b>(7)</b>   | <b>(3)</b>   | <b>(6)</b>   | <b>(29)</b>  | <b>(11)</b>  | <b>(33)</b>  | <b>(91)</b>  | <b>(8)</b>   | <b>(1)</b>   | <b>-</b>       | <b>(198)</b>   |
| <b>Florence</b>            |                          |              |              |              |              |              |              |              |              |              |              |              |                |                |
| 4393-NC                    | (944)                    | (16)         | (25)         | (81)         | (53)         | (29)         | (52)         | (10)         | (26)         | (24)         | (25)         | (25)         | (83)           | (449)          |
| 4394-SC                    | (224)                    | (5)          | (1)          | (1)          | (1)          | -            | (1)          | (7)          | -            | (2)          | -            | (1)          | (5)            | (24)           |

APPENDIX B: DRF Funding Activity (By Catastrophic Disaster)

Disaster Relief Fund Monthly Detailed Obligations FY 2020  
(\$ in millions)

| Event/DR                 | Obligations Thru FY 2019 | October     | November    | December    | January      | February    | March        | April        | May          | June        | July         | August       | September    | FY 2020 Total  |
|--------------------------|--------------------------|-------------|-------------|-------------|--------------|-------------|--------------|--------------|--------------|-------------|--------------|--------------|--------------|----------------|
|                          |                          | Actual      | Actual      | Actual      | Actual       | Actual      | Actual       | Actual       | Actual       | Actual      | Actual       | Estimated    | Estimated    |                |
| 4401-VA                  | (29)                     | (2)         | (1)         | -           | -            | -           | (1)          | -            | (1)          | -           | -            | (1)          | (1)          | (7)            |
|                          | <b>(1,197)</b>           | <b>(23)</b> | <b>(27)</b> | <b>(82)</b> | <b>(54)</b>  | <b>(29)</b> | <b>(54)</b>  | <b>(17)</b>  | <b>(27)</b>  | <b>(26)</b> | <b>(25)</b>  | <b>(27)</b>  | <b>(89)</b>  | <b>(480)</b>   |
| <b>Michael</b>           |                          |             |             |             |              |             |              |              |              |             |              |              |              |                |
| 4399-FL                  | (1,165)                  | (67)        | (24)        | (28)        | (48)         | (27)        | (92)         | (196)        | (93)         | (44)        | (96)         | (21)         | (323)        | (1,059)        |
| 4400-GA                  | (279)                    | (4)         | (1)         | (12)        | (9)          | (26)        | (4)          | (1)          | (4)          | (5)         | (1)          | (1)          | (7)          | (75)           |
| 4406-AL                  | (13)                     | -           | (1)         | (4)         | (1)          | -           | (1)          | (1)          | (3)          | (1)         | (1)          | -            | 1            | (12)           |
| 4411-VA                  | (16)                     | (1)         | (4)         | (1)         | (3)          | 1           | (2)          | (4)          | (2)          | (2)         | (3)          | (1)          | (4)          | (26)           |
| 4412 -NC                 | (8)                      | -           | -           | (7)         | -            | (1)         | (1)          | -            | (1)          | (1)         | (1)          | -            | -            | (12)           |
|                          | <b>(1,481)</b>           | <b>(72)</b> | <b>(30)</b> | <b>(52)</b> | <b>(61)</b>  | <b>(53)</b> | <b>(100)</b> | <b>(202)</b> | <b>(103)</b> | <b>(53)</b> | <b>(102)</b> | <b>(23)</b>  | <b>(333)</b> | <b>(1,184)</b> |
| <b>CA Wildfires 2018</b> |                          |             |             |             |              |             |              |              |              |             |              |              |              |                |
| 4407-CA                  | (541)                    | (4)         | (20)        | (8)         | (561)        | (26)        | (23)         | (13)         | (35)         | (21)        | (52)         | (158)        | (77)         | (998)          |
|                          | <b>(541)</b>             | <b>(4)</b>  | <b>(20)</b> | <b>(8)</b>  | <b>(561)</b> | <b>(26)</b> | <b>(23)</b>  | <b>(13)</b>  | <b>(35)</b>  | <b>(21)</b> | <b>(52)</b>  | <b>(158)</b> | <b>(77)</b>  | <b>(998)</b>   |
| <b>Yutu</b>              |                          |             |             |             |              |             |              |              |              |             |              |              |              |                |
| 4404-NMI                 | (500)                    | (4)         | (14)        | (11)        | (20)         | (4)         | (19)         | (8)          | (17)         | (5)         | (8)          | (17)         | (29)         | (156)          |
|                          | <b>(500)</b>             | <b>(4)</b>  | <b>(14)</b> | <b>(11)</b> | <b>(20)</b>  | <b>(4)</b>  | <b>(19)</b>  | <b>(8)</b>   | <b>(17)</b>  | <b>(5)</b>  | <b>(8)</b>   | <b>(17)</b>  | <b>(29)</b>  | <b>(156)</b>   |
| <b>COVID-19</b>          |                          |             |             |             |              |             |              |              |              |             |              |              |              |                |
| 4480-NY                  | -                        | -           | -           | -           | -            | -           | (1,240)      | 150          | (37)         | (13)        | (201)        | (616)        | (112)        | (2,069)        |
| 4481-WA                  | -                        | -           | -           | -           | -            | -           | (223)        | 129          | (14)         | (170)       | (6)          | (24)         | (7)          | (315)          |
| 4482-CA                  | -                        | -           | -           | -           | -            | -           | (895)        | (101)        | (53)         | (32)        | (69)         | (217)        | (696)        | (2,063)        |
| 4483-IA                  | -                        | -           | -           | -           | -            | -           | -            | (71)         | (80)         | (6)         | (2)          | (4)          | (56)         | (219)          |
| 4484-LA                  | -                        | -           | -           | -           | -            | -           | (44)         | (95)         | (11)         | (258)       | (120)        | (5)          | (28)         | (561)          |
| 4485-TX                  | -                        | -           | -           | -           | -            | -           | (237)        | (157)        | (124)        | (270)       | (119)        | (69)         | (1)          | (977)          |
| 4486-FL                  | -                        | -           | -           | -           | -            | -           | (23)         | (83)         | (9)          | (296)       | (17)         | (95)         | (81)         | (604)          |
| 4487-NC                  | -                        | -           | -           | -           | -            | -           | -            | (30)         | 4            | (148)       | (27)         | (9)          | (38)         | (248)          |
| 4488-NJ                  | -                        | -           | -           | -           | -            | -           | (229)        | (173)        | (35)         | (47)        | (5)          | (19)         | (37)         | (545)          |
| 4489-IL                  | -                        | -           | -           | -           | -            | -           | (115)        | (137)        | 16           | (11)        | (2)          | (8)          | (1)          | (258)          |
| 4490-MO                  | -                        | -           | -           | -           | -            | -           | -            | (26)         | (4)          | (20)        | (11)         | (9)          | (14)         | (84)           |
| 4491-MD                  | -                        | -           | -           | -           | -            | -           | (8)          | (36)         | (11)         | (27)        | (1)          | (1)          | 18           | (66)           |
| 4492-SC                  | -                        | -           | -           | -           | -            | -           | -            | (70)         | 1            | 1           | -            | (12)         | (35)         | (115)          |
| 4493-PR                  | -                        | -           | -           | -           | -            | -           | (23)         | (8)          | (15)         | (45)        | (6)          | (18)         | (2)          | (117)          |
| 4494-MI                  | -                        | -           | -           | -           | -            | -           | (44)         | (202)        | 21           | (24)        | (14)         | (36)         | (3)          | (302)          |
| 4495-GU                  | -                        | -           | -           | -           | -            | -           | (2)          | (9)          | (1)          | (3)         | -            | (1)          | -            | (16)           |
| 4496-MA                  | -                        | -           | -           | -           | -            | -           | (16)         | (49)         | (4)          | (12)        | (13)         | (1)          | (5)          | (100)          |
| 4497-KY                  | -                        | -           | -           | -           | -            | -           | -            | (54)         | 37           | -           | -            | -            | -            | (17)           |
| 4498-CO                  | -                        | -           | -           | -           | -            | -           | -            | (207)        | (11)         | (14)        | (5)          | (1)          | (1)          | (239)          |
| 4499-OR                  | -                        | -           | -           | -           | -            | -           | (2)          | (65)         | 11           | (8)         | (2)          | -            | (13)         | (79)           |
| 4500-CT                  | -                        | -           | -           | -           | -            | -           | (8)          | (16)         | (5)          | (6)         | -            | (1)          | (4)          | (40)           |
| 4501-GA                  | -                        | -           | -           | -           | -            | -           | -            | (69)         | (27)         | (20)        | (57)         | (7)          | (5)          | (185)          |
| 4502-DC                  | -                        | -           | -           | -           | -            | -           | -            | (56)         | (1)          | 17          | -            | (5)          | (31)         | (76)           |
| 4503-AL                  | -                        | -           | -           | -           | -            | -           | -            | (19)         | (9)          | -           | -            | -            | (9)          | (37)           |
| 4504-KS                  | -                        | -           | -           | -           | -            | -           | -            | (42)         | (7)          | (4)         | (3)          | (3)          | (9)          | (68)           |
| 4505-RI                  | -                        | -           | -           | -           | -            | -           | -            | (19)         | (3)          | (8)         | -            | (1)          | (2)          | (33)           |
| 4506-PA                  | -                        | -           | -           | -           | -            | -           | (2)          | (58)         | (14)         | 13          | (2)          | (5)          | 10           | (58)           |
| 4507-OH                  | -                        | -           | -           | -           | -            | -           | -            | (73)         | 27           | (15)        | (4)          | (10)         | (4)          | (79)           |
| 4508-MT                  | -                        | -           | -           | -           | -            | -           | -            | (13)         | 1            | -           | -            | -            | -            | (12)           |
| 4509-ND                  | -                        | -           | -           | -           | -            | -           | -            | (9)          | (3)          | (2)         | (1)          | -            | -            | (15)           |
| 4510-HI                  | -                        | -           | -           | -           | -            | -           | -            | (30)         | (10)         | (16)        | (4)          | -            | -            | (60)           |
| 4511-MP                  | -                        | -           | -           | -           | -            | -           | -            | (5)          | -            | -           | -            | -            | (11)         | (16)           |

APPENDIX B: DRF Funding Activity (By Catastrophic Disaster)

Disaster Relief Fund Monthly Detailed Obligations FY 2020  
(\$ in millions)

| Event/DR     | Obligations Thru FY 2019 | October         | November        | December        | January         | February        | March             | April             | May               | June              | July              | August            | September         | FY 2020 Total      |
|--------------|--------------------------|-----------------|-----------------|-----------------|-----------------|-----------------|-------------------|-------------------|-------------------|-------------------|-------------------|-------------------|-------------------|--------------------|
|              | Actual                   | Actual          | Actual          | Actual          | Actual          | Actual          | Actual            | Actual            | Actual            | Actual            | Actual            | Estimated         | Estimated         |                    |
| 4512-VA      | -                        | -               | -               | -               | -               | -               | -                 | (176)             | 10                | 121               | (1)               | (2)               | 19                | (29)               |
| 4513-VI      | -                        | -               | -               | -               | -               | -               | -                 | (13)              | (3)               | -                 | (5)               | (2)               | -                 | (23)               |
| 4514-TN      | -                        | -               | -               | -               | -               | -               | -                 | (131)             | 3                 | (2)               | -                 | (4)               | (7)               | (141)              |
| 4515-IN      | -                        | -               | -               | -               | -               | -               | -                 | (37)              | (4)               | (16)              | -                 | (11)              | -                 | (68)               |
| 4516-NH      | -                        | -               | -               | -               | -               | -               | -                 | (18)              | -                 | -                 | -                 | -                 | (1)               | (19)               |
| 4517-WV      | -                        | -               | -               | -               | -               | -               | -                 | (9)               | (3)               | (3)               | (4)               | (4)               | 12                | (11)               |
| 4518-AR      | -                        | -               | -               | -               | -               | -               | -                 | -                 | -                 | (1)               | -                 | (5)               | -                 | (6)                |
| 4520-WI      | -                        | -               | -               | -               | -               | -               | -                 | (61)              | 3                 | (15)              | (2)               | (13)              | -                 | (88)               |
| 4521-NE      | -                        | -               | -               | -               | -               | -               | -                 | (17)              | -                 | (2)               | (1)               | (6)               | (1)               | (27)               |
| 4522-ME      | -                        | -               | -               | -               | -               | -               | -                 | (12)              | 2                 | (1)               | -                 | -                 | (6)               | (17)               |
| 4523-NV      | -                        | -               | -               | -               | -               | -               | -                 | (44)              | 7                 | (1)               | (19)              | (3)               | (6)               | (66)               |
| 4524-AZ      | -                        | -               | -               | -               | -               | -               | -                 | (22)              | (12)              | (49)              | (10)              | (3)               | (1)               | (97)               |
| 4525-UT      | -                        | -               | -               | -               | -               | -               | -                 | -                 | (3)               | (7)               | -                 | -                 | -                 | (10)               |
| 4526-DE      | -                        | -               | -               | -               | -               | -               | -                 | (5)               | -                 | -                 | -                 | -                 | -                 | (5)                |
| 4527-SD      | -                        | -               | -               | -               | -               | -               | -                 | -                 | (10)              | (1)               | -                 | -                 | -                 | (11)               |
| 4528-MS      | -                        | -               | -               | -               | -               | -               | -                 | (54)              | 32                | (2)               | (2)               | (5)               | (22)              | (53)               |
| 4529-NM      | -                        | -               | -               | -               | -               | -               | -                 | (27)              | 2                 | (10)              | (1)               | (8)               | (4)               | (48)               |
| 4530-OK      | -                        | -               | -               | -               | -               | -               | -                 | (23)              | 4                 | (7)               | -                 | (7)               | -                 | (33)               |
| 4531-MN      | -                        | -               | -               | -               | -               | -               | -                 | -                 | (2)               | (4)               | (2)               | -                 | (2)               | (10)               |
| 4532-VT      | -                        | -               | -               | -               | -               | -               | -                 | (8)               | (1)               | -                 | -                 | (17)              | (1)               | (27)               |
| 4533-AK      | -                        | -               | -               | -               | -               | -               | -                 | (10)              | 4                 | (3)               | (4)               | -                 | -                 | (13)               |
| 4534-ID      | -                        | -               | -               | -               | -               | -               | -                 | (1)               | -                 | -                 | (1)               | (1)               | -                 | (3)                |
| 4535-WY      | -                        | -               | -               | -               | -               | -               | -                 | -                 | -                 | -                 | -                 | -                 | -                 | -                  |
| 4537-AS      | -                        | -               | -               | -               | -               | -               | -                 | (1)               | -                 | -                 | -                 | -                 | -                 | (1)                |
| 4545-FL      | -                        | -               | -               | -               | -               | -               | -                 | -                 | -                 | -                 | -                 | -                 | -                 | -                  |
|              | -                        | -               | -               | -               | -               | -               | (3,111)           | (2,372)           | (341)             | (1,447)           | (743)             | (1,268)           | (1,197)           | (10,479)           |
| <b>TOTAL</b> | <b>\$ (126,877)</b>      | <b>\$ (570)</b> | <b>\$ (549)</b> | <b>\$ (781)</b> | <b>\$ (993)</b> | <b>\$ (612)</b> | <b>\$ (3,725)</b> | <b>\$ (2,990)</b> | <b>\$ (1,042)</b> | <b>\$ (2,093)</b> | <b>\$ (1,354)</b> | <b>\$ (1,812)</b> | <b>\$ (3,668)</b> | <b>\$ (20,189)</b> |

**APPENDIX C: Hurricanes Sandy, Harvey, Irma, and Maria and Disasters Declared Since August 1, 2017  
(Actual Obligations by Program)**

Hurricanes Sandy, Harvey, Irma and Maria, COVID-19, and Disasters Declared Since August 1, 2017  
FY 2020 Actuals/Estimates  
as of July 31, 2020

(\$ in millions)

|                       | Cumulative Obligations Thru FY 2019 <sup>(1)</sup> | Actual 1st Qtr | Actual 2nd Qtr | Actual 3rd Qtr | Actual/Estimated 4th Qtr | FY 2020 Totals | Totals Thru FY 2020 |
|-----------------------|--|----------------|----------------|----------------|--------------------------|----------------|---------------------|
| <b>SANDY</b>          |  |                |                |                |                          |                |                     |
| Public Assistance     | \$ 16,558  | \$ 51          | \$ 30          | \$ 106         | \$ 42                    | \$ 229         | \$ 16,787           |
| Individual Assistance | 1,602  | -              | -              | -              | -                        | -              | 1,602               |
| Mitigation            | 1,174  | 2              | 28             | 33             | 108                      | 171            | 1,345               |
| Operations            | 319  | -              | -              | -              | (1)                      | (1)            | 318                 |
| Administrative        | 1,555  | 11             | 11             | 7              | 7                        | 36             | 1,591               |
| <b>Total</b>          | <b>\$ 21,208</b>                                   | <b>\$ 64</b>   | <b>\$ 69</b>   | <b>\$ 146</b>  | <b>\$ 156</b>            | <b>\$ 435</b>  | <b>\$ 21,643</b>    |

|                       | Cumulative Obligations Thru FY 2019 <sup>(1)</sup> | Actual 1st Qtr | Actual 2nd Qtr | Actual 3rd Qtr | Actual/Estimated 4th Qtr | FY 2020 Totals | Totals Thru FY 2020 |
|-----------------------|--|----------------|----------------|----------------|--------------------------|----------------|---------------------|
| <b>HARVEY</b>         |  |                |                |                |                          |                |                     |
| Public Assistance     | 2,828  | \$ 156         | \$ 63          | \$ 167         | \$ 213                   | \$ 599         | \$ 3,427            |
| Individual Assistance | 1,844  | 2              | 33             | 2              | 1                        | 38             | 1,882               |
| Mitigation            | 227  | 22             | 4              | 6              | 21                       | 53             | 280                 |
| Operations            | 200  | -              | -              | -              | -                        | -              | 200                 |
| Administrative        | 1,777  | 59             | 28             | 36             | 22                       | 145            | 1,922               |
| <b>Total</b>          | <b>\$ 6,876</b>                                    | <b>\$ 239</b>  | <b>\$ 128</b>  | <b>\$ 211</b>  | <b>\$ 257</b>            | <b>\$ 835</b>  | <b>\$ 7,711</b>     |

|                       | Cumulative Obligations Thru FY 2019 <sup>(1)</sup> | Actual 1st Qtr | Actual 2nd Qtr | Actual 3rd Qtr | Actual/Estimated 4th Qtr | FY 2020 Totals  | Totals Thru FY 2020 |
|-----------------------|--|----------------|----------------|----------------|--------------------------|-----------------|---------------------|
| <b>IRMA</b>           |  |                |                |                |                          |                 |                     |
| Public Assistance     | \$ 1,634   | \$ 397         | \$ 101         | \$ 75          | \$ 407                   | \$ 980          | \$ 2,614            |
| Individual Assistance | 1,308  | 8              | -              | -              | -                        | 8               | 1,316               |
| Mitigation            | 144  | 32             | 43             | 22             | 58                       | 155             | 299                 |
| Operations            | 281  | -              | -              | -              | -                        | -               | 281                 |
| Administrative        | 1,131  | 37             | 15             | 10             | 9                        | 71              | 1,202               |
| <b>Total</b>          | <b>\$ 4,498</b>                                    | <b>\$ 474</b>  | <b>\$ 159</b>  | <b>\$ 107</b>  | <b>\$ 474</b>            | <b>\$ 1,214</b> | <b>\$ 5,712</b>     |

|                       | Cumulative Obligations Thru FY 2019 <sup>(1)</sup> | Actual 1st Qtr | Actual 2nd Qtr | Actual 3rd Qtr | Actual/Estimated 4th Qtr | FY 2020 Totals  | Totals Thru FY 2020 |
|-----------------------|--|----------------|----------------|----------------|--------------------------|-----------------|---------------------|
| <b>MARIA</b>          |  |                |                |                |                          |                 |                     |
| Public Assistance     | \$ 7,699   | \$ 414         | \$ 612         | \$ 494         | \$ 1,426                 | \$ 2,946        | \$ 10,645           |
| Individual Assistance | 2,387  | 16             | (2)            | 52             | 1                        | 67              | 2,454               |
| Mitigation            | 79   | 2              | 1              | 4              | 28                       | 35              | 114                 |
| Operations            | 4,588  | -              | 12.00          | -              | -                        | 12              | 4,600               |
| Administrative        | 3,119  | 266            | 100            | 152            | 153                      | 671             | 3,790               |
| <b>Total</b>          | <b>\$ 17,872</b>                                   | <b>\$ 698</b>  | <b>\$ 723</b>  | <b>\$ 702</b>  | <b>\$ 1,608</b>          | <b>\$ 3,731</b> | <b>\$ 21,603</b>    |

|                       | Cumulative Obligations Thru FY 2019 <sup>(1)</sup> | Actual 1st Qtr | Actual 2nd Qtr  | Actual 3rd Qtr  | Actual/Estimated 4th Qtr | FY 2020 Totals   | Totals Thru FY 2020 |
|-----------------------|--|----------------|-----------------|-----------------|--------------------------|------------------|---------------------|
| <b>COVID-19</b>       |  |                |                 |                 |                          |                  |                     |
| Public Assistance     | \$ -   | \$ -           | \$ 770          | \$ 2,519        | \$ 2,588                 | \$ 5,877         | \$ 5,877            |
| Individual Assistance | -  | -              | 3               | 176             | 366                      | 545              | 545                 |
| Mitigation            | -  | -              | -               | -               | -                        | -                | -                   |
| Operations            | -  | -              | 1,942           | 1,758           | 134                      | 3,834            | 3,834               |
| Administrative        | -  | -              | 396             | (293)           | 120                      | 223              | 223                 |
| <b>Total</b>          | <b>\$ -</b>  | <b>\$ -</b>    | <b>\$ 3,111</b> | <b>\$ 4,160</b> | <b>\$ 3,208</b>          | <b>\$ 10,479</b> | <b>\$ 10,479</b>    |

|   | Cumulative Obligations Thru FY 2019 <sup>(1)</sup> | Actual 1st Qtr  | Actual 2nd Qtr  | Actual 3rd Qtr  | Actual/Estimated 4th Qtr | FY 2020 Totals   | Totals Thru FY 2020 |
|---|--|-----------------|-----------------|-----------------|--------------------------|------------------|---------------------|
| <b>Disasters Declared Since 8/1/2017 <sup>(2)</sup></b> |  |                 |                 |                 |                          |                  |                     |
| Public Assistance                                       | \$ 13,619  | \$ 1,472        | \$ 2,844        | \$ 4,564        | \$ 6,350                 | \$ 15,230        | \$ 28,849           |
| Individual Assistance                                   | 7,880  | 140             | 120             | 302             | 445                      | 1,007            | 8,887               |
| Mitigation  | 508  | 90              | 89              | 106             | 204                      | 489              | 997                 |
| Operations  | 6,376  | -               | 1,938           | 1,758           | 144                      | 3,840            | 10,216              |
| Administrative  | 7,804  | 608             | 855             | 65              | 507                      | 2,035            | 9,839               |
| <b>Total</b>  | <b>\$ 36,187</b>                                   | <b>\$ 2,310</b> | <b>\$ 5,846</b> | <b>\$ 6,795</b> | <b>\$ 7,650</b>          | <b>\$ 22,601</b> | <b>\$ 58,788</b>    |

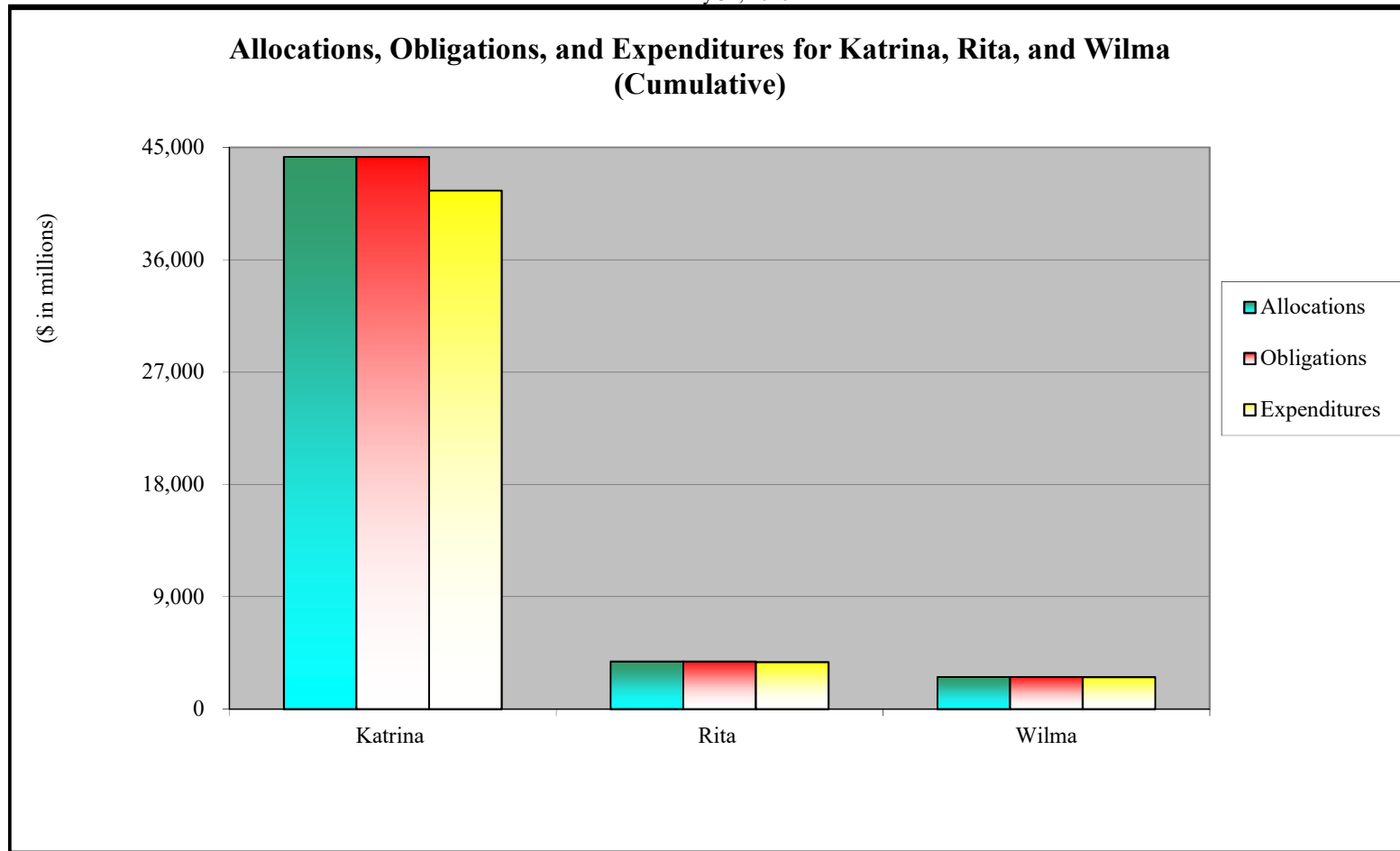
(1) Adjusted for recoveries that occur in FY 2020 against prior-year obligations.

(2) Per section 1224 of DRRA (P.L. 115-254).



**APPENDIX D: ALLOCATIONS, OBLIGATIONS, AND EXPENDITURES**

as of July 31, 2020

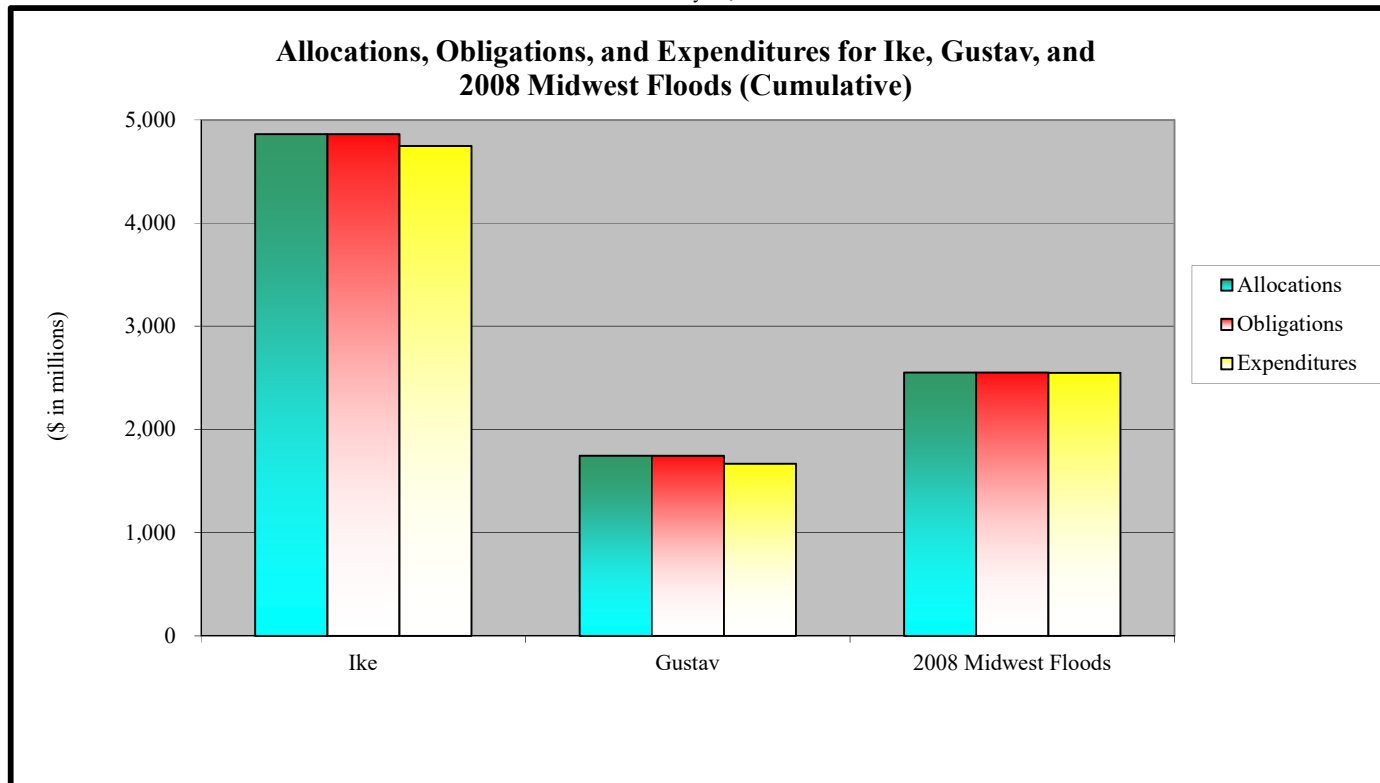


|                     | Katrina   | Rita     | Wilma    | Total     |
|---------------------|-----------|----------|----------|-----------|
| <b>Allocations</b>  | \$ 44,238 | \$ 3,806 | \$ 2,567 | \$ 50,611 |
| <b>Obligations</b>  | 44,238    | 3,806    | 2,567    | 50,611    |
| <b>Expenditures</b> | \$ 41,531 | \$ 3,756 | \$ 2,564 | \$ 47,851 |

Source of financial information is IFMIS.  
 Total obligations include prior-year deobligations.

**APPENDIX D: ALLOCATIONS, OBLIGATIONS, AND EXPENDITURES**

as of July 31, 2020



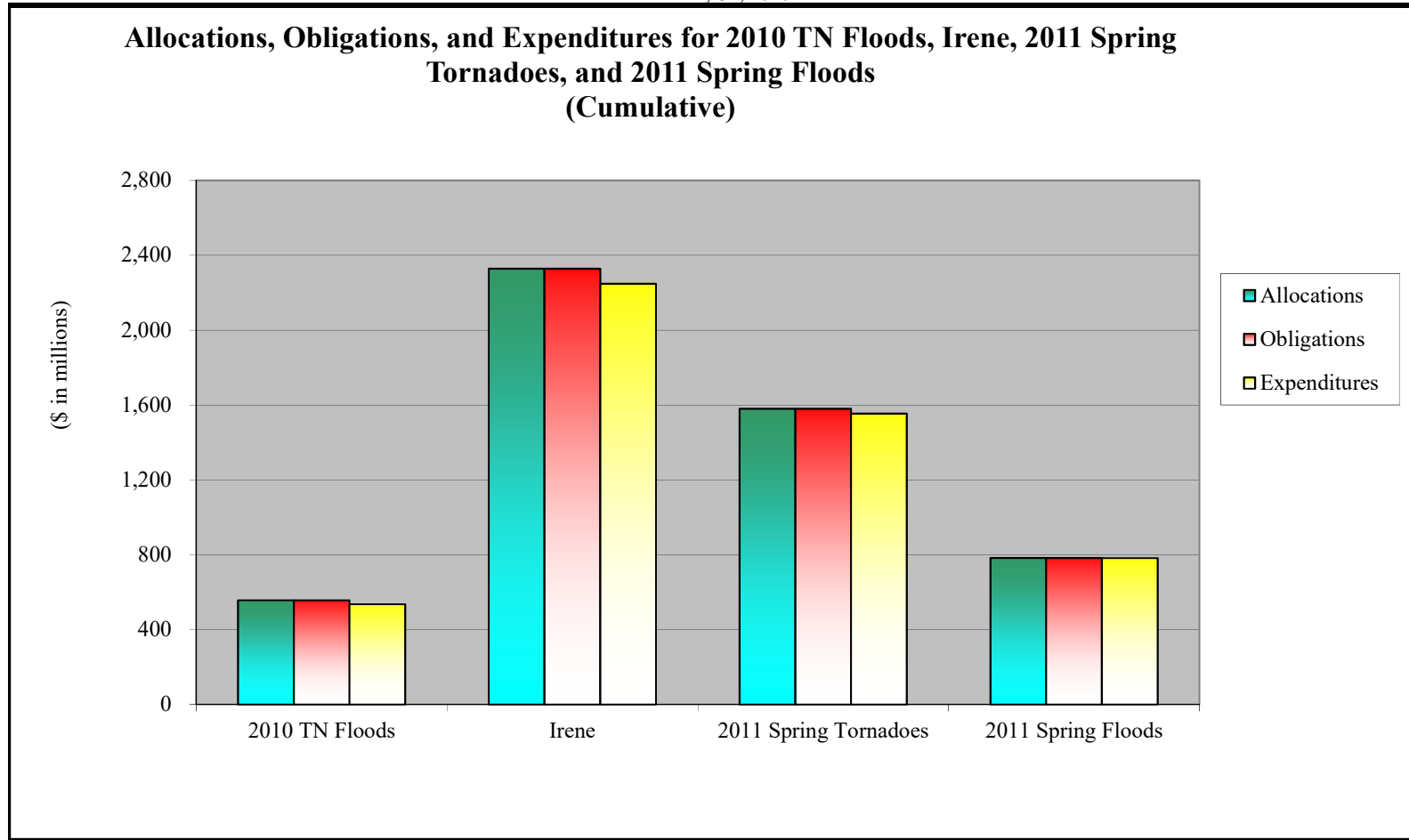
|                     | Ike      | Gustav   | 2008 Midwest Floods | Total    |
|---------------------|----------|----------|---------------------|----------|
| <b>Allocations</b>  | \$ 4,863 | \$ 1,746 | \$ 2,551            | \$ 9,160 |
| <b>Obligations</b>  | 4,863    | 1,746    | 2,551               | 9,160    |
| <b>Expenditures</b> | \$ 4,749 | \$ 1,669 | \$ 2,549            | \$ 8,967 |

Source of financial information is IFMIS.

Total obligations include prior-year deobligations.

**APPENDIX D: ALLOCATIONS, OBLIGATIONS, AND EXPENDITURES**

as of July 31, 2020

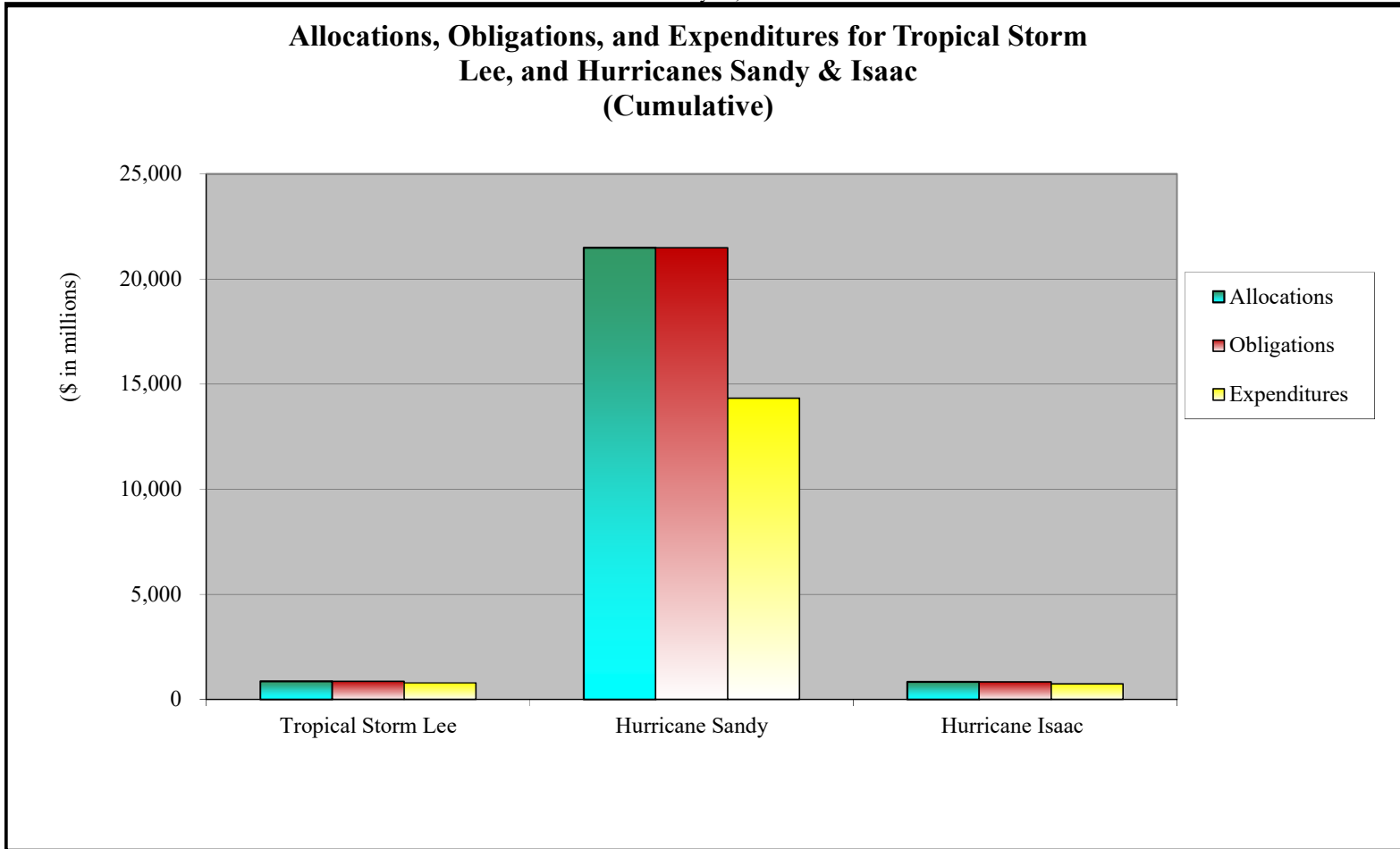


|                     | 2010 TN Floods | Irene    | 2011 Spring Tornadoes | 2011 Spring Floods | Total    |
|---------------------|----------------|----------|-----------------------|--------------------|----------|
| <b>Allocations</b>  | \$ 557         | \$ 2,328 | \$ 1,580              | \$ 783             | \$ 5,248 |
| <b>Obligations</b>  | 557            | 2,328    | 1,580                 | 783                | 5,248    |
| <b>Expenditures</b> | \$ 536         | \$ 2,248 | \$ 1,554              | \$ 782             | \$ 5,120 |

Source of financial information is IFMIS.  
Total obligations include prior-year deobligations.

APPENDIX D: ALLOCATIONS, OBLIGATIONS, AND EXPENDITURES

as of July 31, 2020



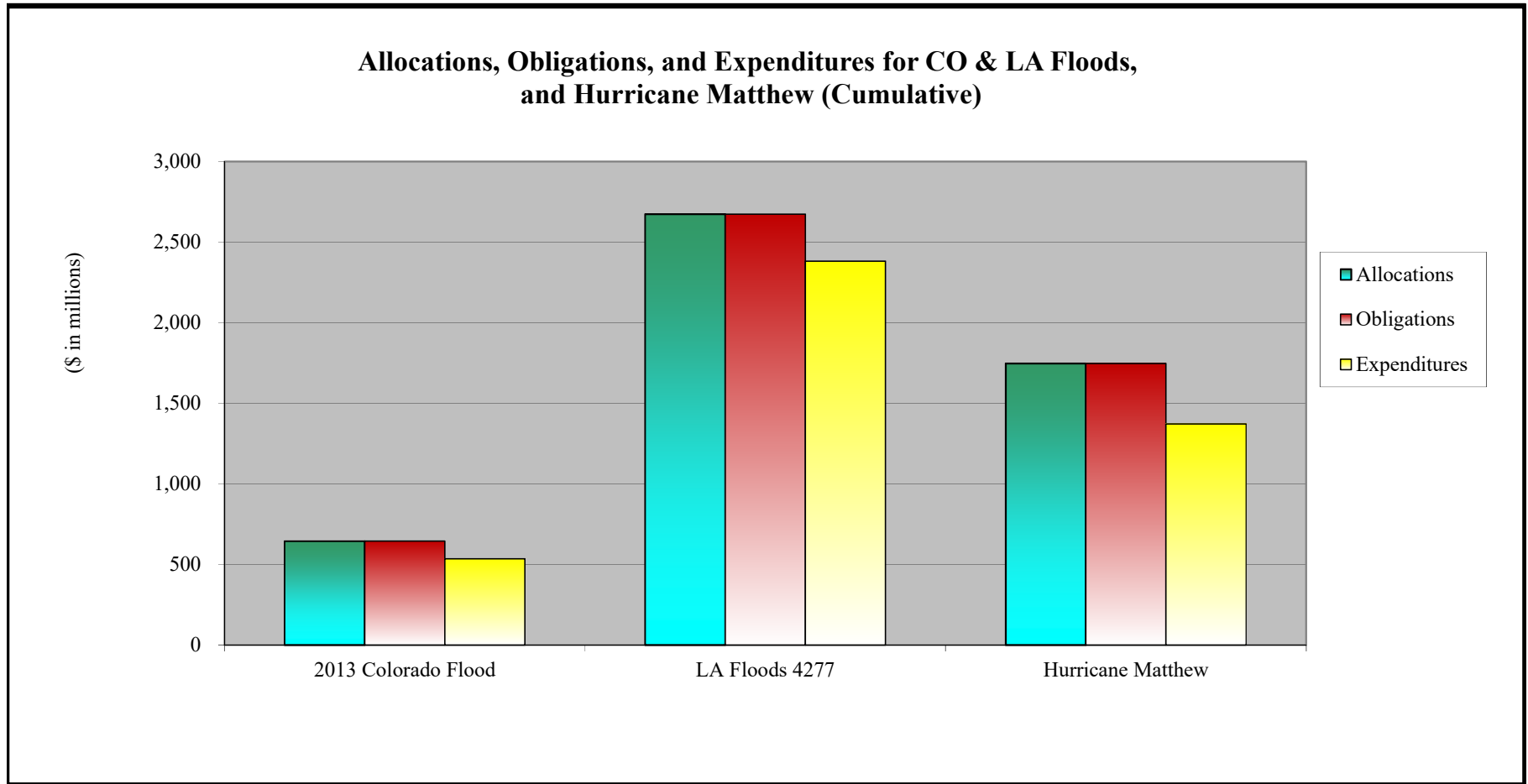
|                     | Tropical Storm Lee | Hurricane Sandy | Hurricane Isaac | Total     |
|---------------------|--------------------|-----------------|-----------------|-----------|
| <b>Allocations</b>  | \$ 861             | \$ 21,491       | \$ 833          | \$ 23,185 |
| <b>Obligations</b>  | 861                | 21,490          | 833             | 23,184    |
| <b>Expenditures</b> | \$ 787             | \$ 14,338       | \$ 744          | \$ 15,869 |

Source of financial information is IFMIS.

Total obligations include prior-year deobligations.

**APPENDIX D: ALLOCATIONS, OBLIGATIONS, AND EXPENDITURES**

as of July 31, 2020

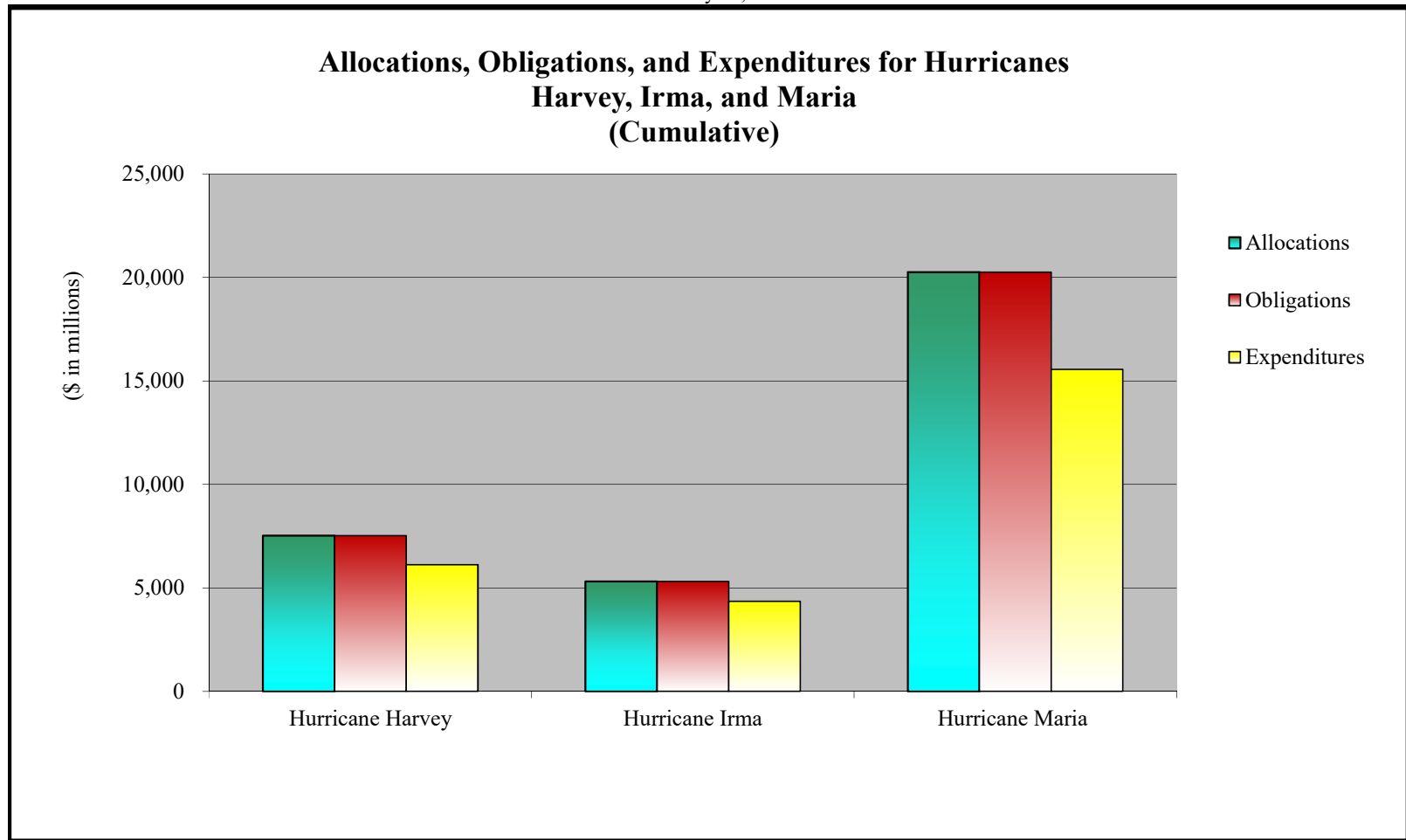


|                     | 2013 Colorado Flood | LA Floods 4277 | Hurricane Matthew | Total    |
|---------------------|---------------------|----------------|-------------------|----------|
| <b>Allocations</b>  | \$ 644              | \$ 2,673       | \$ 1,747          | \$ 5,064 |
| <b>Obligations</b>  | 644                 | 2,673          | 1,747             | 5,064    |
| <b>Expenditures</b> | \$ 535              | \$ 2,382       | \$ 1,372          | \$ 4,289 |

Source of financial information is IFMIS.  
Total obligations include prior-year deobligations.

APPENDIX D: ALLOCATIONS, OBLIGATIONS, AND EXPENDITURES

as of July 31, 2020



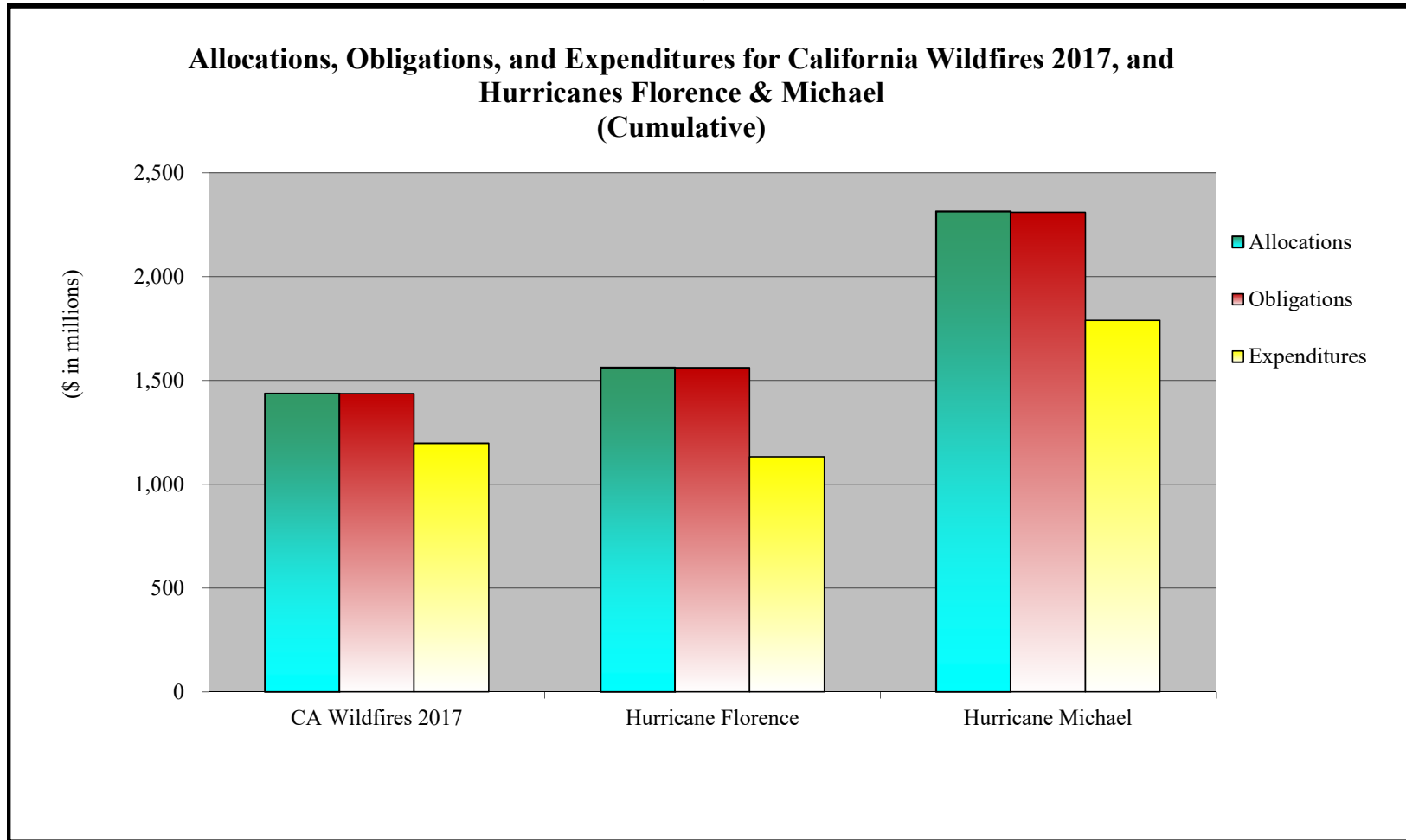
|                     | Hurricane Harvey | Hurricane Irma | Hurricane Maria | Total     |
|---------------------|------------------|----------------|-----------------|-----------|
| <b>Allocations</b>  | \$ 7,523         | \$ 5,310       | \$ 20,256       | \$ 33,089 |
| <b>Obligations</b>  | 7,523            | 5,309          | 20,253          | 33,085    |
| <b>Expenditures</b> | \$ 6,122         | \$ 4,346       | \$ 15,551       | \$ 26,019 |

Source of financial information is IFMIS.

Total obligations include prior-year deobligations.

APPENDIX D: ALLOCATIONS, OBLIGATIONS, AND EXPENDITURES

as of July 31, 2020



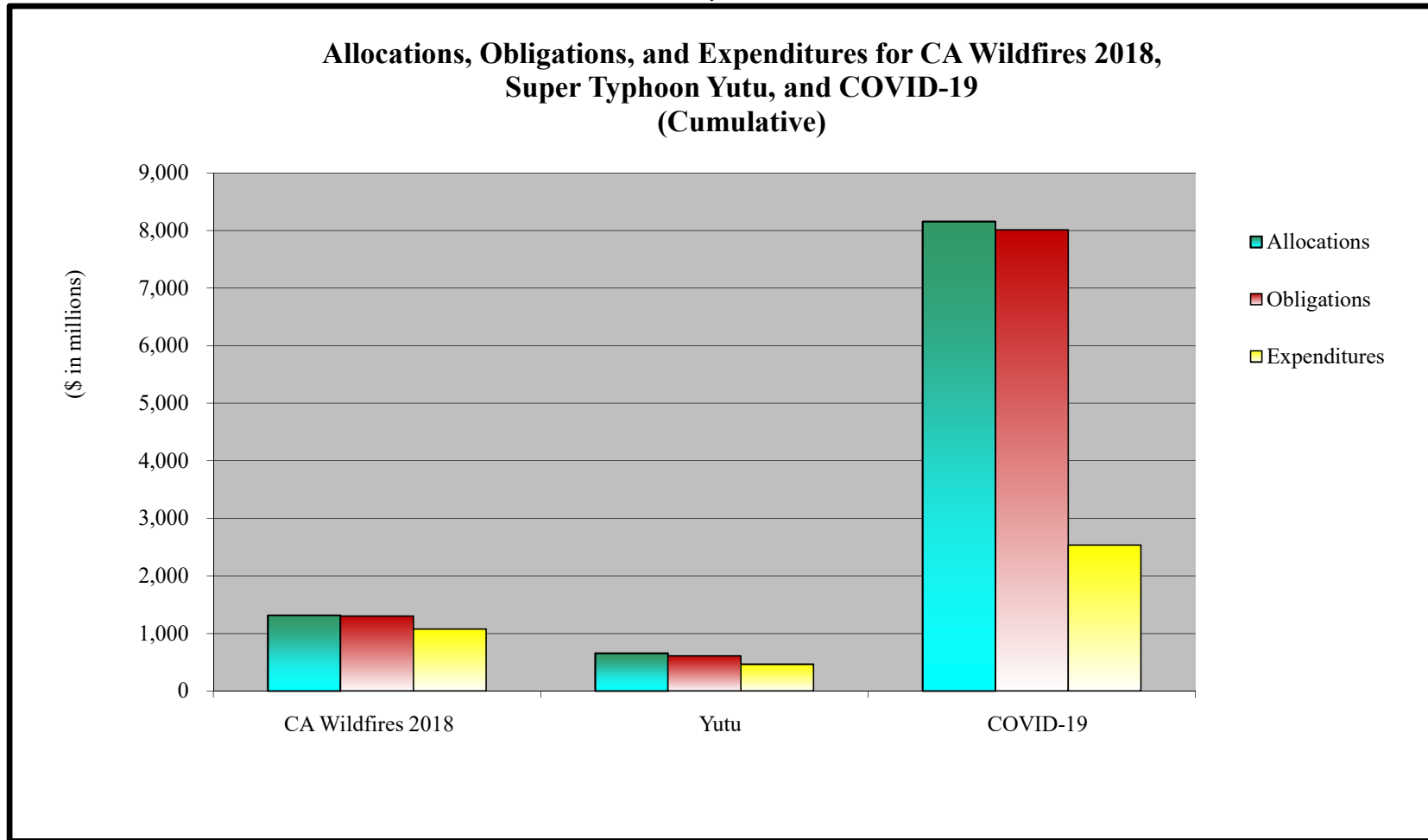
|                     | CA Wildfires 2017 | Hurricane Florence | Hurricane Michael | Total    |
|---------------------|-------------------|--------------------|-------------------|----------|
| <b>Allocations</b>  | \$ 1,437          | \$ 1,562           | \$ 2,314          | \$ 5,313 |
| <b>Obligations</b>  | 1,436             | 1,561              | 2,309             | 5,306    |
| <b>Expenditures</b> | \$ 1,197          | \$ 1,132           | \$ 1,790          | \$ 4,119 |

Source of financial information is IFMIS.

Total obligations include prior-year deobligations.

APPENDIX D: ALLOCATIONS, OBLIGATIONS, AND EXPENDITURES

as of July 31, 2020



|                     | CA Wildfires 2018 | Yutu   | COVID-19 | Total     |
|---------------------|-------------------|--------|----------|-----------|
| <b>Allocations</b>  | \$ 1,315          | \$ 656 | \$ 8,155 | \$ 10,126 |
| <b>Obligations</b>  | 1,304             | 610    | 8,014    | 9,928     |
| <b>Expenditures</b> | \$ 1,077          | \$ 465 | \$ 2,538 | \$ 4,080  |

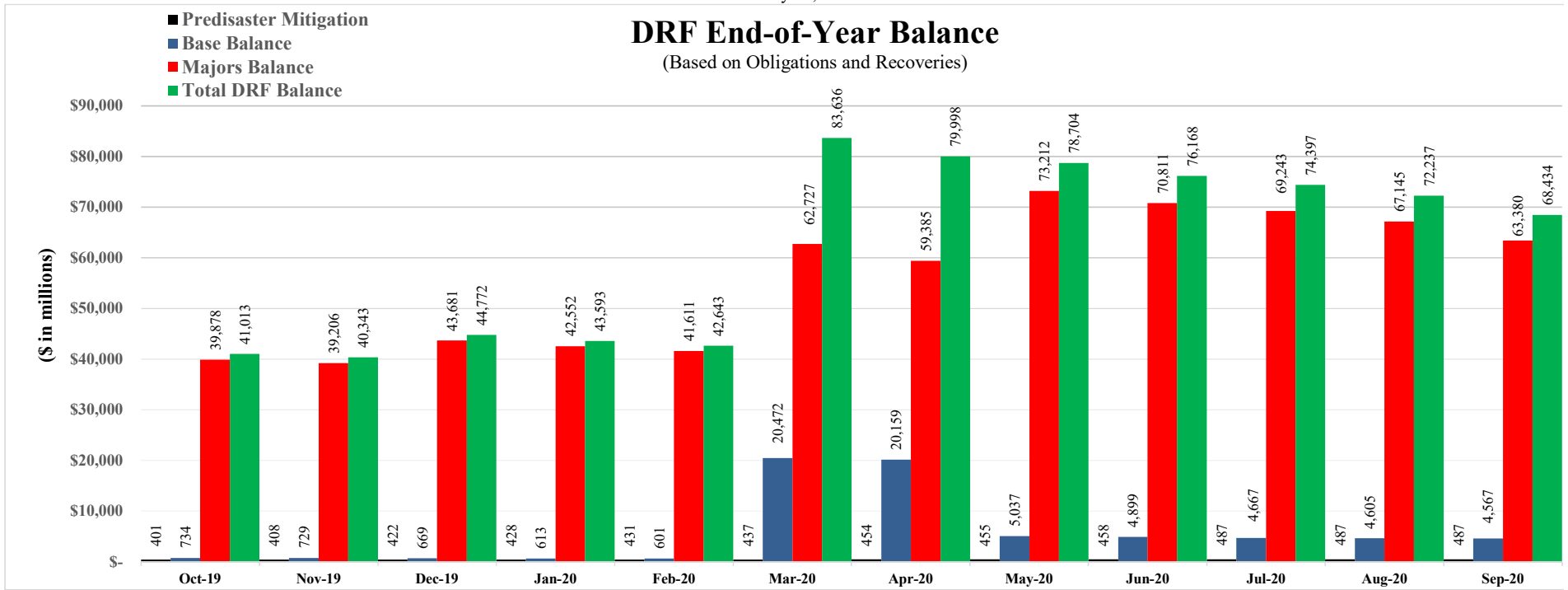
Source of financial information is IFMIS.

Total obligations include prior-year deobligations.



**APPENDIX E: Fund Exhaustion Date**

as of July 31, 2020



| DRF End-of-Month Balance | Oct-19    | Nov-19    | Dec-19    | Jan-20    | Feb-20    | Mar-20    | Apr-20    | May-20    | Jun-20    | Jul-20    | Aug-20    | Sep-20    |
|--------------------------|-----------|-----------|-----------|-----------|-----------|-----------|-----------|-----------|-----------|-----------|-----------|-----------|
| Predisaster Mitigation   | \$ 401    | \$ 408    | \$ 422    | \$ 428    | \$ 431    | \$ 437    | \$ 454    | \$ 455    | \$ 458    | \$ 487    | \$ 487    | \$ 487    |
| Base                     | 734       | 729       | 669       | 613       | 601       | 20,472    | 20,159    | 5,037     | 4,899     | 4,667     | 4,605     | 4,567     |
| Majors                   | 39,878    | 39,206    | 43,681    | 42,552    | 41,611    | 62,727    | 59,385    | 73,212    | 70,811    | 69,243    | 67,145    | 63,380    |
| Total DRF Balance        | \$ 41,013 | \$ 40,343 | \$ 44,772 | \$ 43,593 | \$ 42,643 | \$ 83,636 | \$ 79,998 | \$ 78,704 | \$ 76,168 | \$ 74,397 | \$ 72,237 | \$ 68,434 |

FY 2020 DRF Bridge Table

| Event  | FY 2020 Total Obligations (\$ in millions) |                            |                             |                      |                         |  | Changes from Baseline   |  | Month-to-Month Change |
|--|--|----------------------------|-----------------------------|----------------------|-------------------------|--|---|--|-----------------------|
|  | Baseline                                   | Current Month as of Aug-20 | Previous Month as of Jul-20 | Change from Baseline | Change from Prior Month | Cause/Reason   | Cause/Reason  |  |                       |
| <b>DRF Base Activities</b>                   |  |                            |                             |                      |                         |  |   |  |                       |
| Emergencies                                  | \$ 89                                      | \$ 89                      | \$ 89                       | \$ -                 | \$ -                    | No adjustments at this time.   | No adjustments at this time.  |  |                       |
| Fire Management                              | 121  | 121                        | 121                         | -                    | -                       | No adjustments at this time.   | No adjustments at this time.  |  |                       |
| Surge  | 59   | 898                        | 709                         | 839                  | 189                     | Increase due to COVID-19.  | Increase due to COVID-19.   |  |                       |
| Disaster Support & Other Activities Total    | 275  | 315                        | 315                         | 40                   | -                       | \$40M increase to reflect apportionment adjustment.  | No adjustments at this time.  |  |                       |
| DRS  | 248  | 288                        | 288                         | 40                   | -                       |  |   |  |                       |
| Other Activities                             | 27   | 27                         | 27                          | -                    | -                       |  |   |  |                       |
| <b>Base Subtotal</b>                         | <b>544</b>                                 | <b>1,423</b>               | <b>1,234</b>                | <b>879</b>           | <b>189</b>              |  |   |  |                       |
| <b>DRF DR Activities</b>                     |  |                            |                             |                      |                         |  |   |  |                       |
| Average Monthly Major DR Activity (Non-Cat.) | 2,160                                      | 3,500                      | 3,500                       | 1,340                | -                       | Adjustment to 10yr average for increased disaster costs.   | No adjustments at this time.  |  |                       |
| Gustav                                       | 23   | 9                          | 9                           | (14)                 | -                       | Activity in 1786 LA: Hazard Mitigation: (\$14M) decrease for a projects requiring additional review, requests for extensions, and a project withdrawal.  | No adjustments at this time.  |  |                       |
| Ike  | 6  | 14                         | 14                          | 8                    | -                       | Public Assistance: \$9M increase for project closeout costs and other project cost reconciliations in 1791 TX. Other Activity: (\$1M).   | No adjustments at this time.  |  |                       |
| Katrina Rita Wilma                           | 200  | 200                        | 210                         | -                    | (10)                    | Public Assistance: \$17M increase primarily for the City of Biloxi for additional project management costs and other increases in 1604 MS; \$1M increase for accelerated projects in 1609 FL; \$2M increase for closeout costs in 1607 LA. Hazard Mitigation: (\$28M) decrease primarily for projects requiring additional environmental review and a project accelerations in 1603 LA; \$2M increase for the City of Tarrant sanitary sewer system in 1605 AL; \$6M increase for anticipated state management costs in 1604 MS.   | Hazard Mitigation: (\$7M) decrease for Orleans drainage obligation that occurred in June, but not removed from the July estimate in 1603 LA; (\$3M) decrease for reduced management costs in 1604 MS.   |  |                       |
| Midwest Floods                               | -  | -                          | -                           | -                    | -                       | No adjustments at this time.   | No adjustments at this time.  |  |                       |
| TN Floods                                    | 11   | 9                          | 10                          | (2)                  | (1)                     | Other Activity: (\$2M).  | Other Activity: (\$1M).   |  |                       |
| 2011 Spring Tornadoes                        | 2  | 2                          | 3                           | -                    | (1)                     | Hazard Mitigation: \$1M increase due to accelerated Community Safe Room project in 1971 AL. Other Activity: (\$1M).  | Other Activity: (\$1M).   |  |                       |
| 2011 Spring Floods                           | 1  | 1                          | 1                           | -                    | -                       | No adjustments at this time.   | No adjustments at this time.  |  |                       |
| Irene  | 42   | 24                         | 33                          | (18)                 | (9)                     | Public Assistance: (\$8M) net decrease primarily for a denied appeal and reduction in management costs in 4020 NY; (\$2M) decrease in cost estimates in 4023 CT; \$1M increase for Cayey bridge replacement in 4017 PR; (\$8M) decrease due to projects closeouts delays and insurance reductions in 4022 VT. Administration: (\$1M) personnel estimates reduced to align with actual staffing in 4022 VT.   | Public Assistance: (\$7M) net decrease primarily for reduced management costs in 4020 NY; (\$2M) net decrease primarily for delayed projects in 4022 VT and 4023 CT.  |  |                       |
| Lee  | 9  | 4                          | 9                           | (5)                  | (5)                     | Public Assistance: (\$5M) net decrease primarily for reduced management costs in 4031 NY.  | Public Assistance: (\$5M) net decrease primarily for reduced management costs in 4031 NY.   |  |                       |
| Isaac  | 4  | 6                          | 6                           | 2                    | -                       | Public Assistance: \$1M increase for closeout costs in 4081 MS. Administration: \$1M increase due to algorithm cost revised for technical assistance contract in 4080 LA.  | No adjustments at this time.  |  |                       |
| Sandy  | 510  | 435                        | 472                         | (75)                 | (37)                    | Public Assistance: \$23M net increase for various project cost adjustments and scope of work change in 4085 NY; (\$1M) decrease primarily due to withdrawn project, revised costs estimates and project delays in 4086 NJ; (\$1M) decrease in 4087 CT. Hazard Mitigation: (\$144M) decrease primarily for extensions and withdrawals in 4085 NY; \$65M net increase for cost share match and scope of work change in 4085 NY; (\$1M) decrease in 4086 NJ. Administration: (\$13M) net decrease primarily for reduced technical assistance contract costs in 4085 NY and 4086 NJ; (\$2M) decrease for salaries and benefits in 4086 NJ. Other Activity: (\$1M). | Public Assistance: (\$19M) net decrease primarily for delayed Port Authority project in 4085 NY; \$2M increase for new costs in 4086 NJ; (\$1M) decrease for reduced project costs in 4087 CT. Hazard Mitigation: (\$9M) decrease for delayed management costs in 4085 NY; (\$4M) decrease for delayed projects in 4086 NJ. Administration: (\$6M) net decrease primarily for reduced technical assistance contract costs in 4085 NY and 4086 NJ. |  |                       |
| 2013 Colorado Flood                          | 15   | 11                         | 11                          | (4)                  | -                       | Activity in 4145 CO: Public Assistance: (\$4M) decrease primarily due to anticipated review delays on an embankment erosion project, recipient shifting project priorities, and eligibility cost adjustments.  | No adjustments at this time.  |  |                       |

FY 2020 DRF Bridge Table

| Event                    | FY 2020 Total Obligations (\$ in millions) |                            |                             |                      | Changes from Baseline   |   | Month-to-Month Change  |
|--------------------------|--|----------------------------|-----------------------------|----------------------|-------------------------|---|--|
|                          | Baseline                                   | Current Month as of Aug-20 | Previous Month as of Jul-20 | Change from Baseline | Change from Prior Month | Cause/Reason  | Cause/Reason   |
| <b>LA Floods 4277</b>    | 180  | 139                        | 175                         | (41)                 | (36)                    | Activity in 4277 LA: Public Assistance: (\$31M) decrease for delayed Office of Risk Management project. Hazard Mitigation: (\$5M) for reduced and delayed project costs. Administration: (\$4M) decrease primarily due to algorithm costs revised for technical assistance contract. Other Activity: (\$1M)   | Activity in 4277 LA: Public Assistance: (\$31M) decrease for delayed Office of Risk Management project. Hazard Mitigation: (\$5M) for reduced and delayed project costs.   |
| <b>Matthew</b>           | 116  | 60                         | 87                          | (56)                 | (27)                    | Public Assistance: (\$17M) net decrease primarily for beach restoration and other project delays in 4283 FL; \$1M net increase for amendments in 4285 NC; (\$3M) net decrease for project delays in 4286 SC. Hazard Mitigation: (\$4M) net decrease primarily for a delayed drainage project in 4286 SC; (\$26M) net decrease for project delays in 4283 FL; (\$7M) decrease primarily for elevation project delays in 4285 NC; (\$3M) decrease for environmental review in 4284 GA. Individual Assistance: \$1M increase for contract costs in 4285 NC. Other Activity: \$2M.  | Public Assistance: (\$9M) decrease primarily for delayed beach restoration project in 4283 FL; \$1M increase for additional debris project costs in 4286 SC. Hazard Mitigation: (\$10M) decrease primarily for delayed flood mitigation and drainage project in 4283 FL; (\$7M) decrease primarily for elevation project delays in 4285 NC; (\$3M) decrease for environmental review in 4284 GA. Individual Assistance: \$1M increase for contract costs in 4285 NC. |
| <b>Harvey</b>            | 904  | 835                        | 849                         | (69)                 | (14)                    | Public Assistance: (\$97M) net decrease for various project delays and cost adjustments in 4332 TX. Hazard Mitigation: \$16M net increase primarily for projects received from the Recipient earlier than anticipated in 4332 TX. Individual Assistance: \$8M increase for direct housing in 4332 TX. Administration: \$3M net increase primarily for technical assistance contracts in 4332 TX. Other: \$1M.   | Public Assistance: (\$23M) net decrease primarily for management cost and Houston Housing Authority project delays in 4332 TX. Hazard Mitigation: \$1M net increase primarily for Subrecipient management costs in 4332 TX. Administration: \$8M increase primarily for technical assistance contract costs in 4332 TX.  |
| <b>Irma</b>              | 1,405                                      | 1,214                      | 1,297                       | (191)                | (83)                    | Public Assistance: (\$254M) net decrease primarily for insurance and project cost adjustments and delays in 4337 FL and 4338 GA; (\$7M) decrease for direct administrative costs in 4335 VI. Hazard Mitigation: \$47M net increase primarily for accelerated projects and increased management costs in 4337 FL; (\$13M) decrease due to project delays in 4338 GA; \$3M for generators in 4336 PR; (\$1M) decrease for delays in 4346 SC. Individual Assistance: \$8M increase primarily for disaster case management in 4337 FL. Administration: \$26M increase primarily for salaries, benefits, and technical assistance contract costs in 4337 FL.                                   | Public Assistance: (\$90M) decrease for various revised project timelines in 4337 FL. Hazard Mitigation: \$2M increase for project accelerations in 4337 FL; (\$1M) decrease for delays in 4346 SC. Administration: \$5M increase for salaries, benefits, and technical assistance contract costs in 4337 FL. Other Activity: \$1M.  |
| <b>Maria</b>             | 3,783                                      | 3,731                      | 3,938                       | (52)                 | (207)                   | Public Assistance: (\$48M) net decrease primarily for project delays in 4340 VI; (\$8M) net decrease for project costs in 4339 PR. Individual Assistance: (\$8M) net decrease primarily for disaster housing and disaster case management in 4339 PR. Hazard Mitigation: (\$85M) net decrease primarily for a phased projects and review delays in 4340 VI and 4339 PR. Individual Assistance: \$52M increase for transportation costs for immediate needs in 4339 PR. Operations: \$11M increase for mission assignment costs in 4339 PR and 4340 VI. Administration: \$32M net increase primarily for technical assistance contract costs in 4339 PR and 4340 VI. Other Activity: \$2M. | Public Assistance: (\$183M) net decrease primarily for public buildings project development and review delays in 4340 VI. Hazard Mitigation: (\$16M) decrease for a phased project in 4339 PR; (\$1M) decrease for delayed planning project in 4340 VI. Individual Assistance: \$1M increase for immediate needs 4339 PR. Administration: (\$8M) net decrease for various cost reductions in 4339 PR and 4340 VI.  |
| <b>CA Wildfires 2017</b> | 123  | 198                        | 191                         | 75                   | 7                       | Activity in 4344 CA: Public Assistance: \$83M net increase primarily for accelerated project costs. Hazard Mitigation: (\$7M) net decrease primarily for phased funding. Other Activity: (\$1M).  | Activity in 4344 CA: Public Assistance: (\$2M) decrease related to donated resources project delays. Hazard Mitigation: \$9M increase primarily for an accelerated drainage project.   |
| <b>Florence</b>          | 527  | 480                        | 487                         | (47)                 | (7)                     | Public Assistance: (\$14M) net decrease primarily due to insurance adjustments in 4393 NC; (\$7M) net decrease primarily for Lexington County project delays in 4394 SC; \$1M increase in 4401 VA. Hazard Mitigation: (\$65M) net decrease primarily for acquisition and elevation project delays in 4393 NC. Individual Assistance: \$13M increase primarily for crisis counseling in 4393 NC. Administration: \$24M net increase primarily for salaries and benefits in 4393 NC. Other Activity: \$1M.  | Public Assistance: \$4M net increase for accelerated projects in 4393 NC; (\$10M) decrease primarily for Lexington County project delays in 4394 SC. Other Activity: (\$1M)  |
| <b>Michael</b>           | 1,174                                      | 1,184                      | 1,256                       | 10                   | (72)                    | Public Assistance: (\$37M) net decrease primarily for project review delays in 4399 FL; (\$7M) net decrease for cost estimates in 4400 GA; \$3M increase in cost estimates in 4411 VA. Hazard Mitigation: (\$18M) net decrease for delayed projects in 4399 FL and 4400 GA; \$4M net increase in project costs for 4411 VA; (\$6M) decrease for project delays in 4412 NC. Individual Assistance: \$8M net increase for additional program costs in 4399 FL. Administration: \$65M net increase primarily for salaries and benefits and technical assistance contract costs in 4399 FL. Other Activity: (\$2M).   | Public Assistance: (\$94M) decrease primarily for project review delays in 4399 FL. Hazard Mitigation: (\$3M) decrease for acquisition project delays in 4399 FL; (\$2M) decrease for delayed and reduced project costs in 4411 VA. Administration: \$26M net increase primarily for technical assistance contract costs in 4399 FL. Other Activity: \$1M.   |
| <b>CA Wildfires 2018</b> | 795  | 998                        | 951                         | 203                  | 47                      | Activity in 4407 CA: Public Assistance: \$172M increase primarily for project accelerations. Hazard Mitigation: (\$1M) decrease for a project withdrawal. Individual Assistance: \$7M increase for direct housing. Administration: \$24M net increase primarily for salaries and benefits and technical assistance contracts. Other Activity: \$1M.   | Activity in 4407 CA: Public Assistance: \$42M increase primarily for accelerated debris removal projects. Administration: \$5M net increase primarily for technical assistance contracts.  |
| <b>Yutu</b>              | 242  | 156                        | 160                         | (86)                 | (4)                     | Activity in 4404 MP: Public Assistance: (\$42M) net decrease primarily for reduced and ineligible project costs. Hazard Mitigation: (\$7M) decrease for delayed projects. Individual Assistance: (\$36M) net decrease primarily for reduced contractor costs. Administration: (\$1M) net decrease primarily for technical assistance contract costs.  | Activity in 4404 MP: Individual Assistance: (\$4M) decrease for disaster housing assistance.   |

APPENDIX F: FY 2020 DRF Bridge Table

FY 2020 DRF Bridge Table

| Event              | FY 2020 Total Obligations (\$ in millions) |                            |                             |                      |                         | Changes from Baseline  | Month-to-Month Change   |
|--------------------|--|----------------------------|-----------------------------|----------------------|-------------------------|--|---|
|                    | Baseline                                   | Current Month as of Aug-20 | Previous Month as of Jul-20 | Change from Baseline | Change from Prior Month | Cause/Reason   | Cause/Reason  |
| COVID-19           | -  | 10,479                     | 10,085                      | 10,479               | 394                     | Increased estimates totaling \$10.5B for COVID-19 major disasters. | Increased estimates totaling \$394M for COVID-19 major disasters. |
| <b>DR Subtotal</b> | <u>12,232</u>                              | <u>23,689</u>              | <u>23,754</u>               | <u>11,457</u>        | <u>(65)</u>             |  |   |
| <b>Total</b>       | \$ 12,776                                  | \$ 25,112                  | \$ 24,988                   | \$ 12,336            | \$ 124                  |  |   |

\*Based on FY 2020 spend plan baselines.