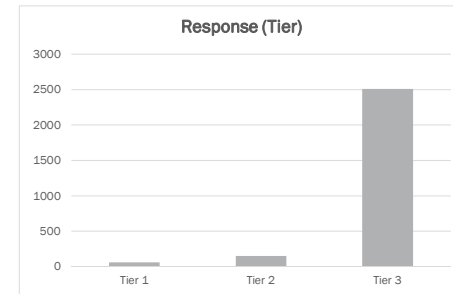
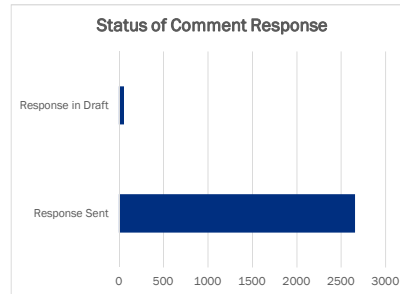


Dashboard  
5/15/2019

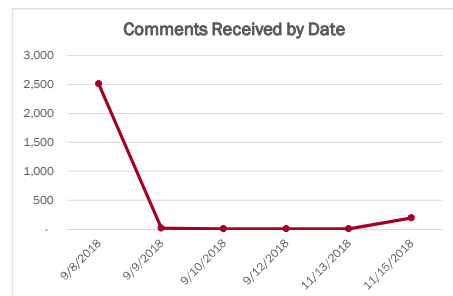
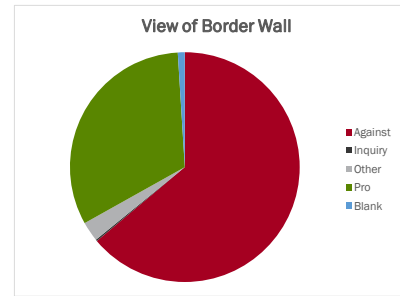
View of Border Wall	Count of Comment Type
Against	1735
Inquiry	6
Other	76
Pro	872
Blank	27
<b>Grand Total</b>	<b>2716</b>

Status of Comment Flow	Count of Status
Response Sent	2657
Response in Draft	59
<b>Grand Total</b>	<b>2716</b>



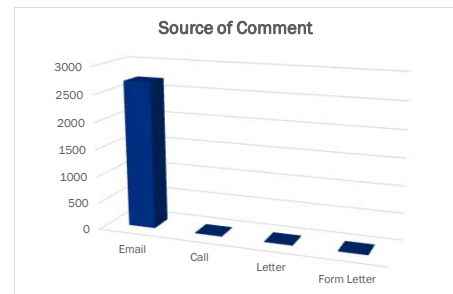
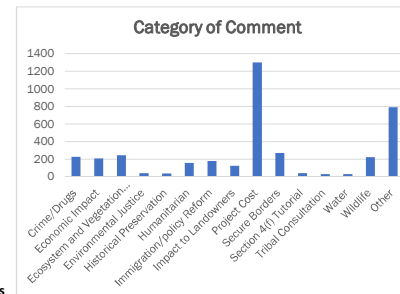
Prioritization of Comments	Count of Response (Tier)
Tier 1	59
Tier 2	149
Tier 3	2508
<b>Grand Total</b>	<b>2716</b>

Source of Comment	Count of Method
Email	2707
Call	1
Letter	3
Form Letter	5
<b>Grand Total</b>	<b>2716</b>



Comments Received by Date	Count of Date Received
9/8/2018	2,509
9/9/2018	12
9/10/2018	2
9/12/2018	1
11/13/2018	3
11/15/2018	189
<b>Grand Total</b>	<b>2,716</b>

Category of Comment	Count
Crime/Drugs	223
Economic Impact	205
Ecosystem and Vegetation Ma	243
Environmental Justice	37
Historical Preservation	36
Humanitarian	156
Immigration/policy Reform	177
Impact to Landowners	122
Project Cost	1299
Secure Borders	269
Section 4(f) Tutorial	38
Tribal Consultation	26
Water	26
Wildlife	219
Other	788



Row Labels	Count of Stakeholder Type
Attorney	2
Business	1
Elected official	1
Individual	2697
NGO	15
<b>Grand Total</b>	<b>2716</b>

Row Labels	Count of Substantive Status
Substantive	73
Un-substantive	2643
<b>Grand Total</b>	<b>2716</b>

